

October 2009

Prey Nob District Data Book 2009

District Code Nr: 1802

Preah Sihanouk Province

Table of Contents

List of Abbreviations	i
Glossary.....	ii
Preface	vi
Introduction	vii
SECTION A: GEOGRAPHY	1
1 Administration and Infrastructure.....	3
2 Land Use and Natural Resources.....	5
3 Geography	7
3.1 Land Area	7
3.2 Distances between Offices	7
SECTION B: DISTRICT PROFILE	9
1 General Information	11
1.1 Population of the District.....	11
1.2 Occupations	12
1.3 Property	14
2 Infrastructure and Economy.....	16
2.1 Roads in meters over 3 years.....	16
2.2 Sewerage Pipes in meters over 3 years.....	16
2.3 Drainage and Bridges	16
2.4 Services in the District	16
2.5 Agriculture.....	17
3 Social Aspects	29
3.1 Education	29
3.2 Health.....	35
3.3 Water and Sanitation	37
3.4 Vulnerable groups.....	41
3.5 Migration	43
4 Natural Resources and Environment (NRE).....	45
4.1 Families involved with NRE issues over 3 years	45
4.2 Percentage of Families involved with Natural Resource issues, by Commune, for 2008	45
4.3 Percentage Houses with access to Garbage collection and Families affected by environmental Pollution, by Commune, for 2008	45
4.4 Percentage Families using chemical Fertilizer and chemical Pesticides, by Commune, for 2008 ..	45
5 Administration and Security	46

5.1	Birth Registration across 3 years.....	46
5.2	Number of unregistered Infants born in 2008, by Commune	46
5.3	Registered criminal Cases over 3 years	46
5.4	Registered criminal Cases per 10,000 people, by Commune, for 2008.....	46
5.5	Number of registered Land Disputes, by Commune, in 2008	46
6	Gender	47
6.1	Registered Domestic Violence over 3 years.....	47
6.2	Percentage of registered cases of Families experiencing domestic Violence, by Commune, in 2008	47
6.3	Women's involvement over 3 years.....	47
6.4	Percentage of Female Participants in Civil Society and of 18-60 year women with uncertain Jobs, by Commune, in 2008	48
6.5	Female-headed Households over 3 years.....	48
6.6	Percentage female-headed Households and with Children of less than 5 years old, by Commune, in 2008	48
7	Indigenous People in the District	49
7.1	Ethnic Minorities in the District over 3 years.....	49
7.2	Other Minorities in the District over 3 years.....	49
	SECTION C: PLANS AND PROJECTS	51
8	Priorities and Plans	53
8.1	Priorities of Commune Councils for 2009 in the District by Sector	53
8.2	Temporary Agreements by Commune, for 2009	70
8.3	Outputs, estimated and actual costs of C/S Fund Projects between 2005 and 2008, by Commune	117
8.4	Total Expenditure on C/S Fund Projects by sector and commune between 2005 and 2008.....	121
8.5	Actual 2009 C/S Fund projects by Commune	122
9	District level Projects from 2006 to 2009	124
9.1	District Initiative Infrastructure Projects from 2006 to 2009	124
9.2	District Initiative Service Projects from 2006 to 2009	125
9.3	Inter Commune Council Projects in 2008 and 2009	126
9.4	Other Projects in 2008 and 2009	127
	SECTION D: SERVICES AND ORGANIZATIONS	129
10	Infrastructure.....	131
10.1	Length of and Expenditure on Roads in 2008, by District	131
10.2	Scale of and Expenditure on Irrigation in 2008, by District.....	131
10.3	Power Supply in 2008, by District	132
11	Health Facilities.....	133

11.1 Health Facilities in the Province, by Operational District.....	133
11.2 Health Facilities and Staff in the province, by Operational District.....	134
11.3 Deliveries in 2007 in the Province, by Operational District.....	134
12 Education	135
12.1 Schools, Classes, Students, Staff, for for all levels, for 2007/2008 by District.....	135
12.2 Characteristics of Schools and School Principals for 2007/2008 by Commune	135
12.3 Enrolment by Level of Education, 2006/2007 by Commune	136
12.4 Enrolment by Level of Education, 2007/2008 by Commune	136
12.5 Aspects of Enrolment for 2007/2008 by Commune.....	137
12.6 School Buildings for all schools in the District for 2007/2008, by Commune	137
12.7 Conditions of Classrooms and Existence of Separate School Office and Library, by Commune	138
12.8 Community Participation and Financing across all schools in the District for 2007/2008 by Commune	138
12.9 Percentage Student Flow Rates and Graduation by level 2006/2007, by Commune	139
13 Staff and Resources at the District	140
13.1 District Councilors elected in 2009	140
13.2 Committees of the Council.....	140
13.3 Board of Governors.....	141
13.4 Offices under Sala Krong, Sala Srok and Sala Khan	141
13.5 Municipality/District/Khan line offices.....	141
13.6 Properties and Equipment of District Administration	142
13.7 Registered Revenue of the District Administration in 2008	143
13.8 Services in the District	143
13.9 Civil Society Organizations active in the District.....	143
13.10 Private Sector Organizations.....	144
SECTION E: POVERTY DATA	145
14 Data on Poverty	147
14.1 Predicted Poverty Rates for 2009, by commune	147
14.2 Poverty data from survey.....	147

List of Abbreviations

#	Number
AGR	Agriculture
BR	Birth Registration
C. Pilot	Piloted Commune
C/S	Commune / Sangkat
CBO	Community-Based Organization
CDB	Commune Database
CDPD	Commune Development and Planning Database
CIP	Commune Investment plan
CLTS	Community Led-Total Sanitation
Comm.	Commune
Com Cov	Commune Covered
CPA	Complementary Package of Activities
CPS	Community Preschool
CCWC	Commune Committees for Women and Children
DANIDA	Danish International Development Agency
DDLG	Democratic Development and Local Governance Project (EC-UNDP)
DFID	Department For International Development (UK)
DIP	District Initiative Project
DIS	District Information System
District PDRD	District Office of Rural Development
District WP	District Work Plan
DIW	District Integration Workshop
DoLA	Department of Local Administration
Dr	Doctor
DWRM	District Office of Water Resource and Meterology
ECD	Early Childhood education (part of PE)
EMIS	Education Management Information System
Event IC	Celebration of International Days
FDH	Former District Hospital
GTZ	German Society for Technical Cooperation (Gesellschaft für Technische Zusammenarbeit GmbH)
Ha	Hectare
HC	Health Center
HC (NB)	Health Center (no building)
HH	Headed Household
HSI	Intervention for Health
HP	Health Post
HW	Hand Washing
ICC	Inter Commune Council
IFAD	International Fund for Agricultural Development
IND	Industry
Inter-commune	Inter-Commune Project Management Committee or Inter-commune project
IO	International Organization
LASED	Land Allocation for Socio-Economic Development
LGCR	Local Governance for Children's Rights
M&E	Monitoring and Evaluation
MA	Medical Assistant
MoEYS	Ministry of Education, Youth and Sports
MoH	Ministry of Health

MoP	Ministry of Planning
MPA	Minimum Package of Activities
MW1	Primary Midwives
MW2	Secondary Midwives
n/a	Not available
NCD	National Contracts Database
NCDD	National Committee for Sub-National Democratic Development
NGO	Non-Governmental Organization
NRML	Natural Resources Management and Livelihood
NU1	Primary Nurse
NU2	Secondary Nurse
OD	Operational District
ODF	Open Defecation Free
Ope. Costs	Operational Costs
Others	Other Staff
PBW	Public Works
PDoEYS	Provincial Department of Education, Youth and Sport
PDRD	Provincial Department of Rural Development
PDWRM	Provincial Department of Water Resource and Meteorology
PE	Parenting Education
PHAST	Participatory Hygiene and Sanitation Transformation
PHD	Provincial Health Department
PID	Project Information Database
PMC	Project Management Committee
Pop 04-05	Population Covered 2004 or 2005
PSDD	Project to Support Democratic Development through Decentralization and Deconcentration
RRD	Rural Road Development
RH	Referral Hospital
RILGP	Rural Investment and Local Governance Project
RPRP	Rural Poverty Reduction Program
RuLIP	Rural Livelihoods Improvement Program
SIDA	Swedish International Development Cooperation Agency
SPPA	Senior Provincial Program Advisor
TBA	Traditional Birth Attendant
UNDP	United Nations Development Project
UNICEF	United Nations Children's Fund
Vil	Village
Vil Cov	Village Covered
VIL-HC	Distance from Village to Health Center
WASH	Water, Sanitation and Hygiene
WRM	Water Resource and Meteorology

Glossary

C/S Fund: The Commune/Sangkat Fund is established and managed by the Government of Cambodia to provide financial support for development projects and administrative costs of Commune/Sangkat Councils. The amount is determined as a percentage of the National Budget (for 2009: 2.8% over the 2008 budget) and is expected to increase gradually over the years. The total 2009 budget under this fund is \$ 27,643,902 (of which \$ 19,272,170 is for Development Projects and \$ 8,371,731 for Administration). Under the Rural Investment and Local Governance Project the World Bank currently reimburses the costs of development projects if these meet the Bank's criteria.

CDB: the Commune Data Base is a national database, compiled by the Ministry of Planning, on the basis of detailed questionnaires, completed at village and commune level, which are then sent to the Departments of Planning for data entry. The most recent round of data collection took place at the end of 2008 (and is reflected in the District Data Books). Commune, District and Provincial Profiles can be generated from this database and should be available from provincial Departments of Planning.

CDPD: the Commune Development and Planning Database is a database maintained by Departments of Planning and Ministry of Planning, recording proposed activities as determined and prioritized by Commune and Sangkat Councils; the Temporary Agreements between these councils and supporting agencies, as decided at District Integration Workshops and details on projects that actually take place at commune, district and provincial levels.

CIP: The Commune Investment Plan is a rolling three-year plan, developed and decided by the Commune or Sangkat Council. It sets priorities and identifies the projects proposed for the years to come.

Commune and Sangkat (C/S): the Communes (in rural areas) and Sangkats (in urban areas) are the lowest and smallest units of local government. Councils are elected directly, once in five years, for the 1417 Communes and 204 Sangkats. In the C/S there are 14,119 villages, which have Village Chiefs, but don't constitute a formal level of local government.

DIP: the District Initiative Project is jointly supported by the MDLF (Multi-Donor Livelihood Facility (supporting the NRM&L Program)) and PSDD. In 2009 it covers 106 districts, 60% of the total in the country, with a budget of \$ 3.2 million. It is focused on capacity development in planning, democratic development, public competitive procurement, financial management and service delivery.

DIS: The District Information System is a national database maintained by NCDD, recording resources, staff, revenue, infrastructure and equipment available in the 193 Districts and Khans throughout the country. The last update took place in July 2009.

District, Municipality and Khan constitutes the third level of Government in Cambodia. There are 159 rural Districts, 26 Municipalities and 8 Khans of Phnom Penh Capital. They all have Councils which were, for the first time, elected in May 2009, by the Commune/Sangkat Councilors. These councils have a mandate for 5 years.

DIW: District Integration Workshops are held between July and October, to bring Commune/Sangkat Councils, looking for support for their projects, together with the governmental and non-governmental agencies that may provide support.

ICC: Inter Communes Council projects are executed in 10 provinces under the Democratic and Decentralized Local Governance Project (DDLG). This five year project (2006-2010) is executed by Ministry of Interior and funded by the European Commission and UNDP. The project focuses on improving dialogue partnership and accountability; create a network of Commune Councils at the provincial and national level and support and contribute to local area development for poverty reduction. The work under the ICC component supports investments and services formulated through inter-commune dialogue and planning.

MEDiCAM: A non-profit and non-partisan membership organization for NGOs active in Cambodia's health sector. It is the primary networking agency for health-related NGOs.

NCDD: the National Committee for sub-National Democratic Development is the inter-ministerial body charged with the implementation of the Organic Law (a key legislative document, adopted in 2008, outlining the envisaged decentralization). NCDD also channels substantial financial assistance by a number of Development Partners, to projects and programs at various levels. This amounted to over \$ 91 million in 2008. More information at: www.ncdd.gov.kh. This website also provides access to reports, manuals, legal documents, details on projects and more.

OD: the Operational Districts are the districts as defined and used by the Ministry of Health. These do not coincide with the 193 (Administrative) Districts and Khans, as used by all other RGC agencies. The Operational Districts are usually larger, and so there are 77 Operational Districts against 193 administrative Districts and Khans. However they do fit within the boundaries of administrative provinces.

PID: The Project Information Database is the database maintained by NCDD at national and sub national level, to follow all aspects of projects by Commune and Sangkat Councils, including the C/S Fund projects

Provincial Investment Fund (PIF)

The Provincial Investment Fund is allocated to all Provinces and Municipalities according to a population based formula. Part of the fund is earmarked for support to planning activities of the Provincial / Municipal Department of Planning; and to gender mainstreaming activities of the Provincial Department of Women's Affairs. The remaining "un-earmarked PIF" is allocated by PRDC to sectoral technical departments against established criteria and in response to proposals with prioritisation taking into account: priorities formulated by the CS Councils and aggregated by District into District Priority Activities Matrices (DPAM); alignment with national planning and poverty alleviation criteria, complementarity with other planned activities; and performance of the Department concerned in implementation of activities in previous years. With this provisional allocation, the Department then programs activities through the District Integration Process. Finally, the agreed activities, plus support costs amounting to no more than 25% of the total, are included in a sub-contract signed between PRDC and the Department, pursuant to the overall PSDD contract signed between NCDD and PRDC. Total budget has been around \$ 2 million per year.

Province: the 23 Provinces and Phnom Penh Capital City represent the 2nd layer of government. They vary in size, from very small, like Kep (approx. 36,000 people) and Pailin (approx. 70,000 people), or large but with small populations, like Mondulkiri (over 60,000 people), and Ratanakiri (over 153,000) to densely populated and large, like Kampong Cham (over 1.7 million people) and Kandal (approx. 1.4 Million people).

PSDD: the Project to Support Democratic Development through Decentralization and Deconcentration is funded by DFID (UK), SIDA (Sweden) and UNDP and runs from 2006 till the end of 2010 (including a one year extension). Annual budgets range from \$ 11 million to over \$ 18 million. The project provides core technical support to NCDD and to the provinces, financial support to the C/S Fund, District Initiative, Provincial Investment Fund and capacity building support through training, studies and advisory services.

RILGP: The Rural Investment and Local Governance Project is a World Bank funded project that provides substantial support to C/S Fund projects and to developing the required infrastructure, policies, systems and skills. It started in 2003 with a Loan for \$ 22 million for 2003-2007 and was then extended with a Grant of \$ 36 million for the period of 2007-2010. Discussions about a possible RILGP 2 are taking place between RGC and the World Bank.

RPRP: the Rural Poverty Reduction Project is a seven year project from 2004 till 2010, funded by IFAD and UNDP and implemented through the Ministry of Agriculture, Forestry and Fishery, supported by the Ministry of Interior and facilitated by NCDD. The project is active in the provinces Prey Veng and Svay Rieng and focuses on 120,600 households below poverty line. The objective is poverty reduction with the active participation of the poor through improved livelihoods, Strengthened capacity, Sustainable farming systems and natural resource management, new and/or rehabilitated infrastructure development, increase accessibly to technology, services and markets for their economic and social development.

RULIP: the Rural Livelihoods Improvement Project is implemented by the Ministry of Agriculture Forestry and Fisheries (MAFF)' Project Support Unit- PSU, with the NCDD playing the role of cooperating agency. Funded by IFAD and UNDP, the project will run till 2014. The target group consists of poor households who have little or even no land, few livestock or other assets and often many dependents. The main goal of the project is to directly or indirectly improve the livelihood systems, food security and incomes of a total of 33,900 rural poor, ethnic minority and female headed households in targeted village of Kratie, Preah Vihear and Ratanakiri provinces in a sustainable manner.

Seth Koma: The UNICEF funded Seth Koma program focuses on measurable action for children and women. During 2006 -2010 it is implemented in six provinces. Government and UNICEF pursue a set of inter-related goals, addressing critical stages of the life cycle of the child: a) Mothers have safe pregnancies and deliveries and healthy newborns; b) best possible start in life of infant; c) Children enter schools at the right age of six years; d) Children are protected from exploitation, abuse, violence, discrimination and other risks; and e) Youth and adolescents acquire life skills, express their views, participate in the decisions.

Preface

The Government of Cambodia attaches great importance to optimal use of scarce resources and to participatory planning and management at all levels. The Organic Law which was adopted in 2008 provides the legal context for further steps towards improving and decentralizing planning, management and monitoring, and towards greater accountability and transparency of institutions at sub-national levels.

The Government has established elected Councils at the sub-national levels, and we will progressively give them the responsibilities, together with the human and financial resources, to deliver a wide range of public services. They will be more democratic, more efficient, more transparent and accountable, better at addressing gender and other inequalities, and at fighting corruption. We recognize that development does not come from government alone; it needs the involvement of citizens, civil society and the private sector, and the new system will facilitate this.

A central element in this process is the availability of information on any aspect of development to all concerned parties. The newly elected Councillors at District and Khan level, line departments operating at these levels, but also NGOs, Development Partners, Commune Councillors and citizens throughout Cambodia need information on problems and requirements, resources and opportunities, services and agencies, plans and projects. They will need such information to better understand the present situation, set targets for the future, monitor progress, know what others are doing and to apply resources wisely and this is the reason the District Data books will be so valuable.

The District Data Books are a major step towards full transparency and towards informed planning and decision-making. They provide all available data at District, Khan, Commune and Sangkat level in easily accessible formats, in Khmer and English, through over 16,000 printed copies, CD-ROMs and the NCDD website.

This is the first time in Cambodia (and possibly in South East Asia) that such detailed information is made so widely available and NCDD should be commended for the hard work that has gone into this. We also thank the Ministry of Planning, which provided the detailed data of the Commune Data Base, the sectoral ministries and provincial authorities who contributed data and the Development Partners who provided financial support.

It is our sincere hope that the publication of the District Data Books will strengthen capacities, especially at district levels, for evidence-based development planning. We also hope that this information will deepen the understanding among Ministries, Provincial Authorities, Development Partners, NGOs and research agencies of the realities at commune and district levels.

We call upon all to use and distribute this information, complement or correct where appropriate and to contribute new data in the years to come.

Sar KHENG

Deputy Prime Minister, Minister of Interior and Chairman of NCDD

Introduction

Purpose

The purpose of the District Data Books is to bring together information on any aspect of life and development of Districts, Khans, Communes and Sangkat, together and make this widely available. The primary targets are the newly elected District Councilors, district level line departments, provincial agencies, Development Partners and NGOs operating at this level. They need detailed knowledge on current living conditions, natural resources, infrastructure, agriculture and other economic activities, current service levels, past and planned projects and available resources.

While much information exists on many of the above aspects, it is often hard to access that information and much is lost to reports, databases and statistics that are not widely shared. Data are often only available in one language and often out-of-date, and many reports cover only one sector or region.

We found that these problems are especially acute at the district level. Now that Districts are becoming a much more significant level of local government and development planning, there is an urgent need for wide-ranging data to be used for setting base-lines, planning and prioritizing, monitoring and learning.

Approach

We have attempted to identify and compile all available statistics, reports, maps and other data at district and/or commune level. From this we have selected information that is available for all or most districts, reasonably reliable and up-to-date, sufficiently detailed and of possible interest to development planners, decision makers, agencies and citizens.

The major sources of the information in these District Data Books are:

- a) The Commune Data Base information over the years 2006 to 2009 (the most recent data were collected late last 2008), as compiled by the Ministry of Planning
- b) Detailed information directly collected from the Ministry of Health, the Ministry of Education, Youth and Sports and (for maps) the Ministry of Land Management, Urban Planning and Construction
- c) The Project Information Database (PID) at NCDD (up-to-date)
- d) The Commune Development and Planning Database (CDPD) (up to date)
- e) The District Information System (DIS) (updated per Mid 2009)
- f) Direct data collection at provincial and district level on private sector, irrigation, roads, and electricity, through provincial agencies
- g) Medical data collected from MEDiCAM
- h) The ID Poor Project – for poverty data on a number of provinces and districts
- i) NCDD's work on predictive poverty rates
- j) Specific projects for outputs, plans and budgets (Seth Koma, RILGP, RPRP and ICC)

Limitations of the data

We are fully aware that the data we collected are not always complete, consistent or correct. While we have rejected information that was wrong or very incomplete, we decided not to aim for statistical and scientific perfection, but to include information that is useful, relevant

and comprehensive. We also accepted different sources for the same data as this may encourage discussion on the quality of the respective data.

We strongly encourage anyone who notes errors or incompleteness in these data to contact us and to share their data. We hope that the next round of producing such District Data Books can draw on wider sources and more complete data.

We encourage the District Administrations, who receive these data also in digital format, not only to use these for their planning and monitoring, but also to start correcting and updating these data and to share new data with NCDD for future use.

Contents

The information in the following pages is organized in five sections:

- a) **Geographical data:** this section provides maps on infrastructure and administration and on land use and natural resources management. These maps are also provided in large format to all Districts and Khans.
- b) **District Profile:** this presents wide ranging data, covering 2006 – 2009, at district and commune level, extracted from the Commune Data Base, but edited for better understanding.
- c) **Plans and Projects:** this section presents development priorities determined by Commune and Sangkat Councils, Temporary Agreements, outputs and expenditure of major projects at Commune and District level over 2006 – 2008 and plans and budgets for 2009.
- d) **Services and Organizations:** this section provides details on key infrastructure (roads, electricity, irrigation systems) and services in health and education at district and commune level. It also provides an inventory of resources at the District Administration, NGOs operating in the district and private sector agencies active in the district.
- e) **Poverty Data:** this section provides predicted poverty rates for 2009 for all districts and communes and detailed poverty data compiled and processed by the ID Poor project for those that have been covered by this project.

The future

It is our hope that this is the start of a longer-term process. We hope that a next edition of these District Data Books will offer more comprehensive, correct and up-to-date information. We hope that the District Administrations will not only start using this information, but also improve and update it. For this they are all provided with the full data set in digital format.

We invite agencies, projects and experts to send reports, statistics and maps that could be used for a next version to us and we invite all users of the District Data Books to inform us about errors, updates and inconsistencies. Please contact us through info@ncdd.gov.kh

We now invite you to browse through this data book. You may open this randomly or use the table of contents and go to the aspects that have your special interest.

We hope that you will be informed, surprised and assisted. We hope, above all, that this information will lead to a deeper understanding of causes and effects of poverty, to purposeful decisions on how to tackle those causes and to greater transparency in using scarce resources for the benefit of all.

Martin de Graaf
Program Advisor, PSDD/NCD

SECTION A: GEOGRAPHY

1 Administration and Infrastructure

Please see separate folder containing A3 maps.

2 Land Use and Natural Resources

Please see separate folder containing A3 maps

3 Geography

3.1 Land Area

Total Land Area (ha)	Forest Land Area (ha)		Cultivation Land Area (ha)	Construction Land Area (ha)	Other Land Area (ha)
	Total	Flooded Forest Area			
111436.24	56083	938	50036.84	3440.4	938

3.2 Distances between Offices

Location	Distance (Km)
From District Office to C/S Office of Andoung Thma	5
From District Office to C/S Office of Boeng Ta Prum	20
From District Office to C/S Office of Bet Trang	45
From District Office to C/S Office of Cheung Kou	5
From District Office to C/S Office of Ou Chrov	22
From District Office to C/S Office of Ou Oknha Heng	18
From District Office to C/S Office of Prey Nob	12
From District Office to C/S Office of Ream	32
From District Office to C/S Office of Sameakki	6
From District Office to C/S Office of Samrong	2
From District Office to C/S Office of Tuek L'ak	8
From District Office to C/S Office of Tuek Thla	21
From District Office to C/S Office of Tuol Totueng	10
From District Office to C/S Office of Veal Renh	0.5

SECTION B: DISTRICT PROFILE¹

¹ All data in this section come from the Commune Database (CDB) unless otherwise specified. These include primarily new CDB data, collected late 2008, and some data from earlier years. Please note that percentages are rounded to the nearest whole number.

1 General Information

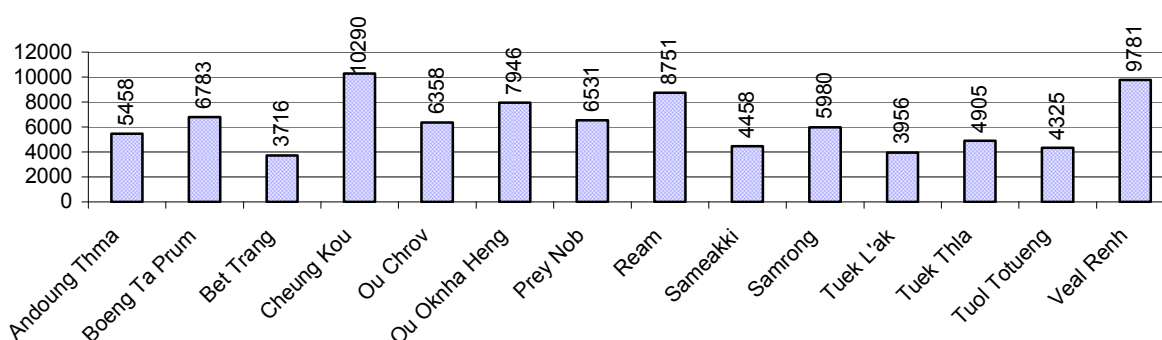
1.1 Population of the District

1.1.1 Total Population

Number of families	2005	2006	2007	2008
Total number of families	15,429 families	15,936 families	16,313 families	17,282 families
Increase (+)/Decrease (-) in nr of families		3%	2%	6%
Total population	84,668 pers	93,755 pers	86,669 pers	89,238 pers
Increase (+)/Decrease (-) in nr of people		11%	-8%	3%
Number of female Headed Households (HH)	2,688 families	2,238 families	2,787 families	2,565 families

Note: Percentages of population and increase/decrease are calculated on basis of the previous year. A negative sign in front of the percentage indicates a decrease in population.

1.1.2 Population, by Commune, in 2008



1.1.3 Population, by Age Group, over 3 years

Population by age group	2006	2007	2008	
	%	%	%	Number
Age 0-5 years (as percentage of the population)	11%	12%	13%	11,849 persons
Male 0-5 yrs	49%	49%	50%	5,875 persons
Female 0-5 yrs	51%	51%	50%	5,974 persons
Age 6-17 (as percentage of the population)	33%	32%	32%	28,664 persons
Male 6-17 yrs	50%	50%	50%	14,416 persons
Female 6-17 yrs	50%	50%	50%	14,248 persons
Age 18-60 (as percentage of the population)	49%	50%	49%	43,555 persons
Male 18-60 yrs	49%	48%	49%	21,309 persons
Female 18-60 yrs	51%	52%	51%	22,246 persons
Age 61 above (as percentage of the population)	6%	6%	6%	5,170 persons
Male 61	46%	48%	47%	2,433 persons
Female 61	54%	52%	53%	2,737 persons

Note: The overall percentage for each age group is calculated on the basis of the total population. The gender distribution of each group is calculated on the basis of the population within that particular age group.

1.2 Occupations

1.2.1 Percentage of families with a particular Occupation over 3 years

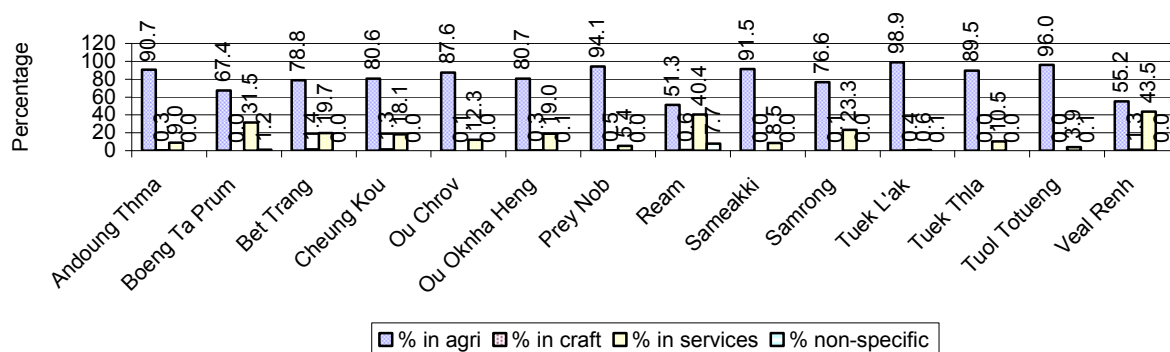
This table shows the percentage of the population who have a particular occupation (job), for example the percentage of the population in the district who are rice farmers, furniture crafter, trader, etc.

Description	2006	2007	2008	
	%	%	%	Number
Families whose main occupation is agriculture	83%	78%	78%	13,474 Families
Families whose primary occupation is rice farming	69%	64%	64%	11,047 Families
Families whose primary occupation is cultivating long-term crops	2%	1%	1%	157 Families
Families whose primary occupation is cultivating short-term crops	2%	3%	3%	459 Families
Families whose primary occupation is cultivating vegetable	1%	1%	1%	118 Families
Families whose primary occupation is fisherman	8%	8%	8%	1,306 Families
Families whose primary occupation is livestock farmer	1%	1%	1%	160 Families
Families whose primary occupation is NTFP collection	0%	1%	1%	227 Families
Families whose main occupation is craft work	0%	1%	1%	93 Families
Families, whose main occupation is in furniture craft, wooden, rattan, vine, bamboo	0%	0%	0%	16 Families
Families whose main occupation is in metal, aluminum, glass goods production	0%	0%	0%	16 Families
Families whose main occupation is food production	0%	0%	0%	37 Families
Families whose main occupation is tire, plastics and rubber goods production	0%	0%	0%	3 Families
Families whose main occupation is textile, clothing goods production	0%	0%	0%	0 Families
Families whose main occupation is in other production, not listed above	0%	0%	0%	21 Families
Families whose main occupation is services	8%	21%	21%	3,557 Families
Families whose main occupation is trade	4%	4%	5%	778 Families
Families whose main occupation is repair	1%	1%	1%	113 Families
Families whose main occupation is providing transport services	2%	2%	2%	391 Families
Families whose main occupation is providing other services	1%	14%	13%	2,275 Families
Families whose main occupation is not clear (or multi)	8%	0%	1%	158 Families

Note: The occupation percentages are calculated on the basis of the total number of families.

1.2.2 Percentage Families that work in one of four occupational sectors, by Commune in 2008

This table indicates the percentage of families involved in one of four occupation types: agriculture, craft, services or non-specific (other). Please note agriculture includes forestry activities such as cutting down trees and gathering gum from the trees.



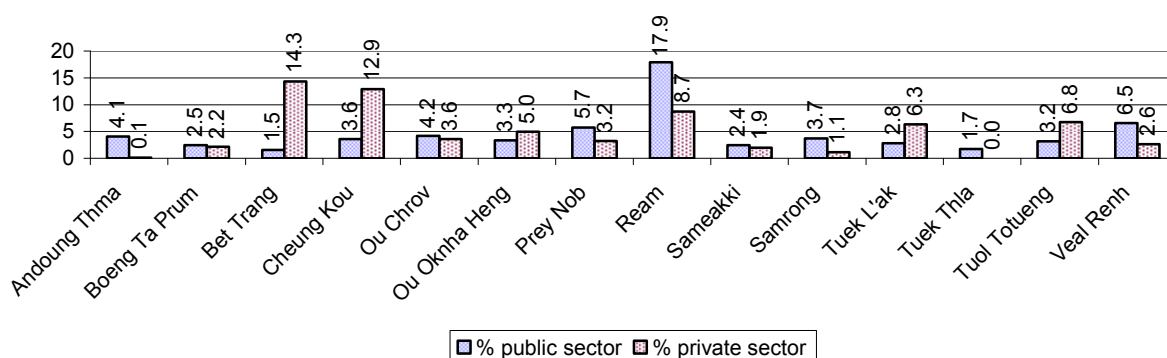
Note: Calculated on the basis of the total number of families within a commune.

1.2.3 Percentage of Families with public Sector, private Sector or uncertain Jobs, over 3 years

Description	2006	2007	2008	
	%	%	%	Number
Families that have a family member who is a government official, staff or worker	4%	5%	5%	895 families
Families that have a family member who is a private sector staff or worker	4%	6%	5%	925 families
Number of people aged 18-60 with uncertain/irregular jobs	4%	4%	6%	2,435 persons

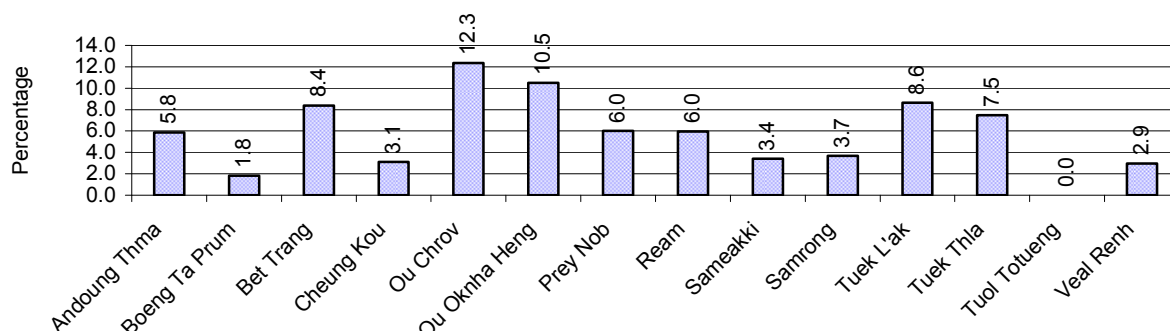
Note: In the first two rows percentages are calculated on the basis of the total number of families. In the third row the percentage is calculated on the basis of the total number of people aged 18-60 years.

1.2.4 Percentage of Families with public or private Sector Jobs, by Commune in 2008



Note: Calculated on the basis of the total number of families in the commune

1.2.5 Percentage of People aged 18-60 years with uncertain/irregular Jobs, by Commune, in 2008.



1.3 Property

1.3.1 Housing types and facilities over 3 years

This table shows the percentage of people living in a certain type of house. It also indicates how many houses have electricity or battery powered lights and how many have TV.

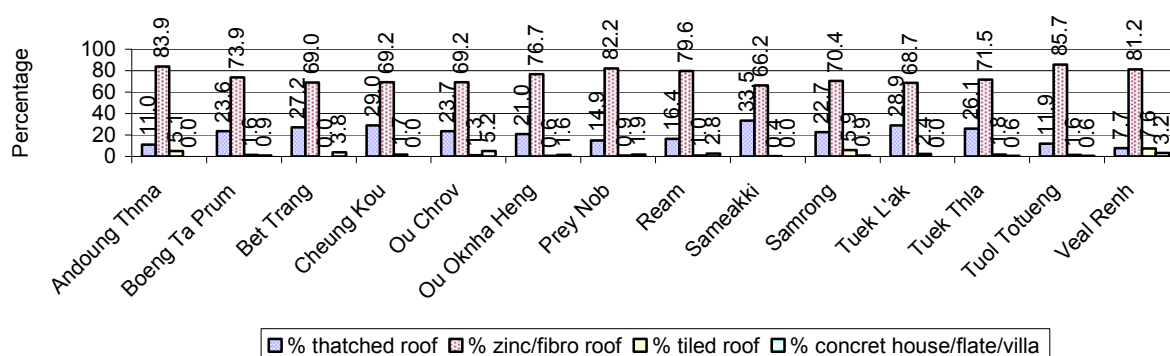
House Type	2006 %	2007 %	2008	
			%	Number
House with thatched roof	27 %	24 %	21 %	3,283 houses
House with zinc/fibro roof	69 %	72 %	75 %	11,889 houses
House with tiled roof	3 %	4 %	2 %	387 houses
Flats/apartments (with many families living)	0 %	0 %	0 %	37 houses
Concrete house or flat (with one family living)	1 %	1 %	1 %	202 houses
Villa house	0 %	0 %	0 %	33 houses
Houses with electricity	21 %	24 %	27 %	4,338 houses
Houses with battery light	30 %	35 %	39 %	6,228 houses
Houses with TV	27 %	32 %	45 %	7,088 houses

Note: Calculated against the total number of houses

1.3.2 Families living on public Land or without a permanent House

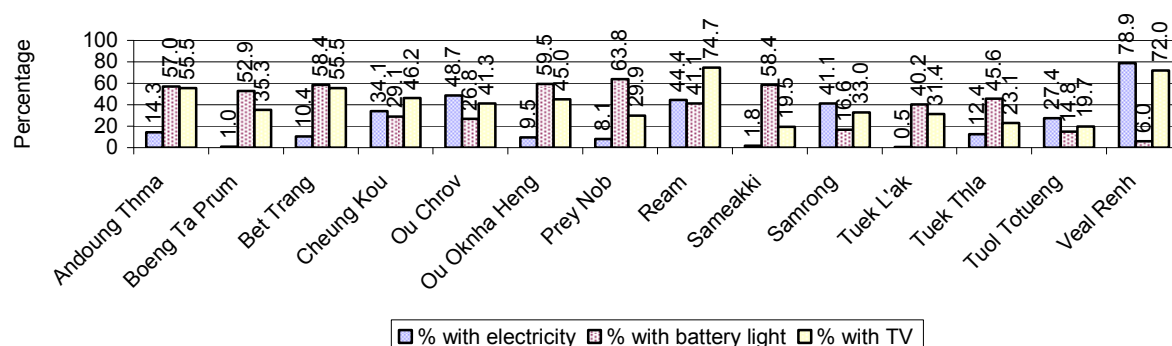
Living situation	2006	2007	2008
Families living in a house on public land	699 families	390 families	378 families
People, without permanent housing	98 person(s)	42 person(s)	38 person(s)

1.3.3 Percentage of Population living in a particular type of House, by Commune, in 2008



Note: Calculated against the total number of houses in each commune

1.3.4 Percentage of Houses with Electricity, Battery Lights and/or TVs, by Commune, in 2008



Note: Calculated against the total number of houses in each commune

1.3.5 Types of Vehicles and their ratio to Families across 3 years

This table shows the number of families per vehicle in the district. The last column shows the total number of each type of vehicle in the district for 2008.

Description	2006 ratio	2007 ratio	2008	
			Ratio	Number
Bicycle and bicycle with trailer	4	4	4	4,119
Ox-carts and horse-carts	15	16	25	691
Motorbike/with trailer	6	5	4	4,198
Motor tri-cycle	3,187	2,039	93	185
Large Transportation				
Total number of cars/trucks	40	30	27	645
Locally made vehicles	419	466	320	54
Trucks for goods transport	95	92	74	235
Buses/mini buses for passengers	171	147	118	146
Family cars	159	74	82	210
Agriculture machinery				
Tractors used for plowing	2,277	2,330	2,469	7
Power-tillage used for plowing	43	40	35	491
Other type of machinery				
Other type of machinery	215	281	1,017	17
Water transportation				
Row boats	10	10	11	1,511
Total number of motor boats	13	19	17	1,042
Motor boats used for fishing	21	20	22	769
Motor boats used for passengers	2,277	1,631	960	18
Motor boats used for goods transporting	35	347	68	255

Note: Ratio of families to a particular type of vehicle is the result of the total number of families divided by total number of that type of vehicle. Other types of vehicles, such as bulldozer, excavator, rollers etc. are not listed.

2 Infrastructure and Economy

2.1 Roads in meters over 3 years

Description	2006	2007	2008
Bituminous road	0 m	2,500 m	0 m
DBST, Macadam road	11,000 m	0 m	0 m
Concrete road	0 m	0 m	0 m
Laterite road	83,980 m	142,520 m	150,708 m
Constructed earth road	12,330 m	3,770 m	2,830 m
Un-constructed earth road	19,725 m	41,831 m	6,803 m

2.2 Sewerage Pipes in meters over 3 years

Description	Sewage pipe length		
	2006	2007	2008
Total length of sewage pipe, diameter 30-50 cm	0 m	0 m	0 m
Length of newly constructed sewage pipe, diameter 30-50 cm	0 m	0 m	2 m
Length of sewage pipe, diameter 30-50 cm needs repair/rehabilitation	0 m	0 m	0 m
Total length of sewage pipe, diameter of pipe 60-100 cm	242 m	196 m	173 m
Length of newly constructed sewage pipe, diameter 60-100 cm	145 m	10 m	14 m
Length of sewage pipe, diameter 60-100 cm needs repair/rehabilitation	0 m	0 m	0 m
Sewage pipe, diameter of pipe over 100 cm	139 m	30 m	24 m
Length of newly constructed sewage pipe, diameter over 100 cm	4 m	0 m	0 m
Length of sewage pipe, diameter over 100 cm needs repair/rehabilitation	0 m	0 m	0 m

2.3 Drainage and Bridges

Construction Type	2006		2007		2008	
	place(s)	Length	place(s)	Length	place(s)	Length
Single pipe culvert	141	744m	134	733 m	189	1,125 m
Double-pipe culvert	21	123m	20	116 m	25	144 m
Box pipe culvert	6	32m	14	83m	16	87 m
Wooden bridge	6	84m	4	61m	2	50 m
Concrete bridge	4	18m	5	75m	3	76 m
Bale bridge	1	52m	1	30m	1	30 m
Spillway construction	3	90m	1	315m	1	315 m

2.4 Services in the District

Descriptions	Number of places by year		
	2006	2007	2008
Public			
Electricity generating stations	18	9	13
Health clinics	3	2	1
Private			
Bicycle and motorcycle repair places	41	48	61
Agricultural machinery, tools and equipment repair places	7	13	14
Electronic tool repair places	9	9	21
Battery-charging services	42	50	53
Handicraft places, wooden furniture and forest by-products	9	11	15
Other handicraft places (excluding furniture)	4	8	19
Small-scale services (hairstylist, phone service, massage,	111	67	71

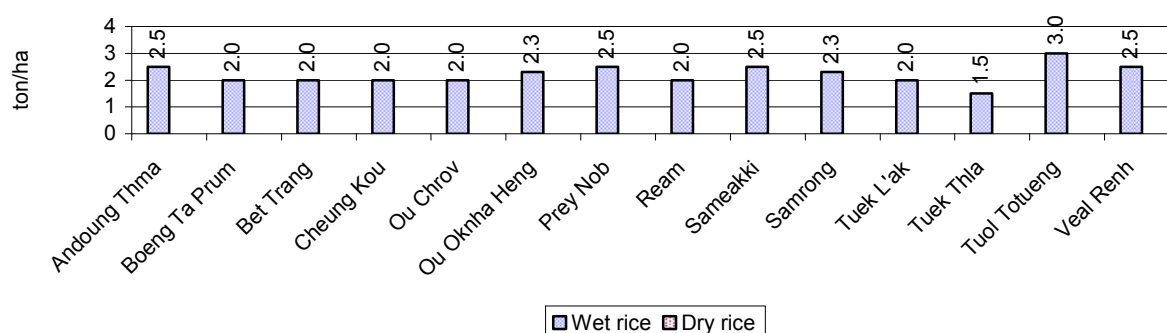
Descriptions	Number of places by year		
	2006	2007	2008
Karaoke, etc)			
Small-scale food shop businesses (Food, groceries, drink shop, etc)	204	135	104
Small-scale rice mills	233	270	218
Medium or large-scale rice mills	6	6	7
Small-scale markets	6	8	9
Large-scale market	2	1	0
Alcohol refinery places	103	146	140
Pharmacies and small drug stores	12	6	14
Hotels	0	0	0
Guest houses	3	2	2
Restaurants	6	5	10
Gasoline stations	2	3	4

2.5 Agriculture

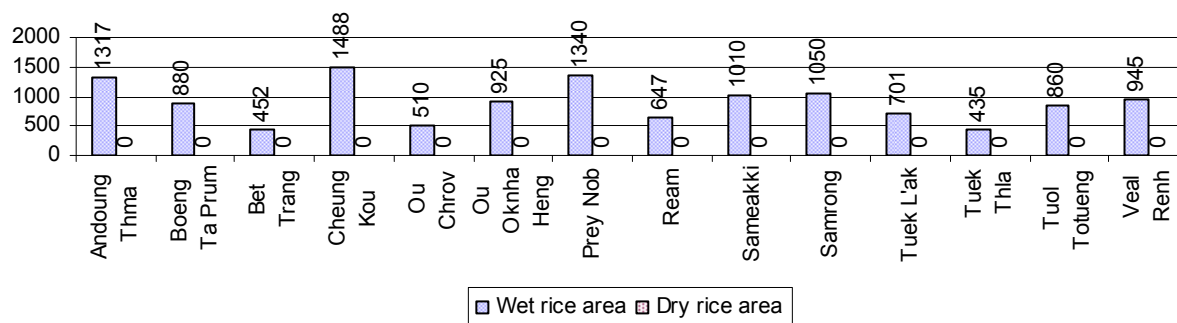
2.5.1 Rice cultivation in the District over 3 years

Description	2006	2007	2008
Total dry rice land area	0 ha	0 ha	0 ha
Actual dry rice cultivation area	0 ha	0 ha	0 ha
% actual cultivation to total land	-%	-%	-%
Total dry rice production	- tonne(s)	- tonne(s)	- tonne(s)
Average dry rice yield	- tonne(s)/ha	- tonne(s)/ha	- tonne(s)/ha
Total wet rice land area	12,400 ha	12,749 ha	13,210 ha
Actual wet rice cultivation area	12,285 ha	12,097 ha	12,560 ha
% actual cultivation to total land	99 %	95%	95%
Total wet rice production	24,306.41 tonne(s)	13,116.60 tonne(s)	27,901.14 tonne(s)
Average wet rice yield	2.0 tonne(s)/ha	1.1 tonne(s)/ha	2.2 tonne(s)/ha
Total intensive rice land area	0 ha	0 ha	0 ha
Actual intensive rice cultivation area	- ha	- ha	- ha
Average intensive rice yield	- tonne(s)/ha	- tonne(s)/ha	- tonne(s)/ha
Actual upland rice cultivation area	377 ha	13 ha	4 ha
Total upland rice production	377 tonne(s)	9 tonne(s)	2 tonne(s)
Average upland rice yield	1.0 tonne(s)/ha	0.8 tonne(s)/ha	0.5 tonne(s)/ha

2.5.2 Estimated wet and dry Season Rice Yield in tonne(s)/Ha, by Commune, in 2008




2.5.3 Cultivated wet and dry Season Rice areas in Ha, by Commune, in 2008



2.5.4 Estimated intensive Rice Yields in tonnes/Ha, by Commune, for 2008

There were no estimated intensive rice yields in this District in 2008

2.5.5 Estimated upland Rice Yield in tonnes/Ha, by Commune, for 2008

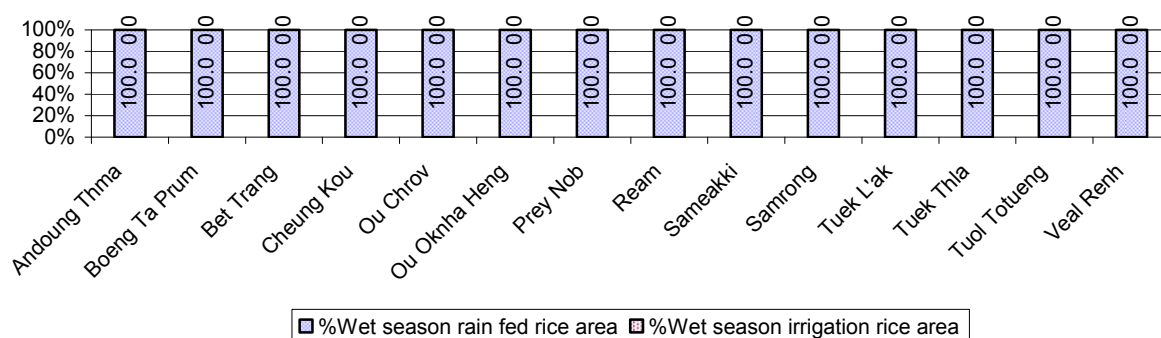


2.5.6 Wet season Rice irrigation across 3 years

Description		2006 %	2007 %	2008	
				%	Number
Total area of wet season rain fed rice land		100%	100%	100 %	12,560 ha
Percentage of wet season rice land that is irrigated; and for 2008 area in Ha		0 %	0 %	0 %	0 ha
Where	Area irrigated from canal/dam	- %	- %	- %	0 ha
	Area irrigated from river, stream, lake, natural pond	- %	- %	- %	0 ha
	Area irrigated from drilled well	- %	- %	- %	0 ha
	Area irrigated from dug pond	- %	- %	- %	0 ha

2.5.7 Water sources for wet Season Rice Cultivation, by Commune, in 2008

This chart shows the percentage of wet season rice cultivation receiving water from rain (natural) and from irrigation.



2.5.8 Access to Irrigation

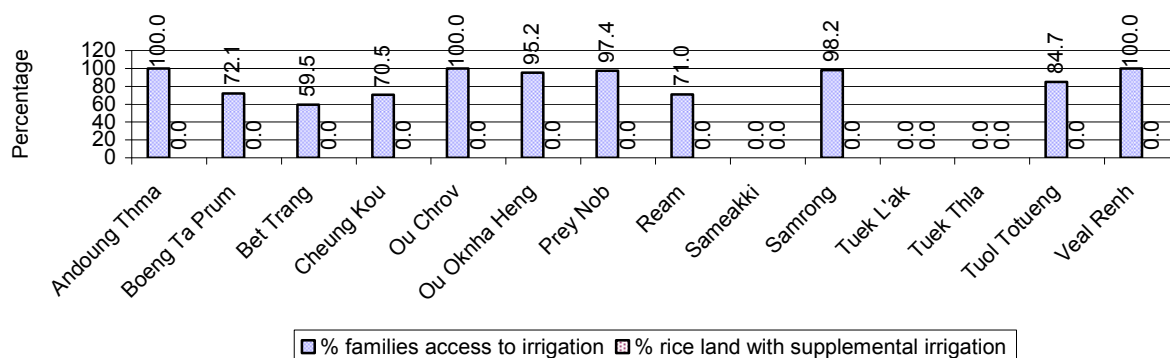
Description	2006 %	2007 %	2008	
			%	Number
Families who have access to irrigation water	64%	73%	71%	7,862 families
Families who have irrigation wells	0%	1%	1%	84 families

Note: Calculated against the total number of families are rice farmers

2.5.9 Number of Irrigation Wells over 3 years


Description	2006	2007	2008
Number of irrigation wells	8 wells	15 wells	13 wells

2.5.10 Percentage of Families with access to (supplemental) Irrigation for wet Season Rice cultivation, by Commune, in 2008



Note: % of families, with access to irrigation is calculated against the total number of families, whose main occupation is rice farming. Irrigated wet rice land area is calculated against the total actual wet rice land cultivated areas

2.5.11 Irrigation Wells, by Commune, in 2008

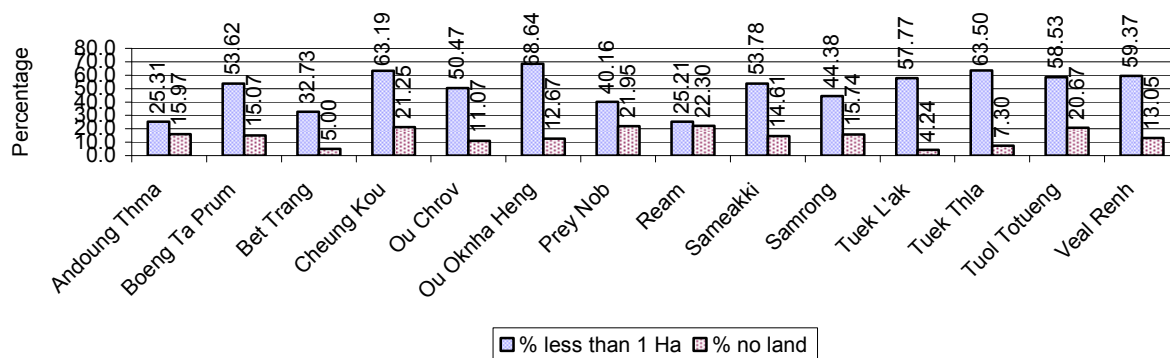


2.5.12 Farmers owning less than one hectare of Rice Land

Description	2006 %	2007 %	2008	
			%	Number
Families who have less than one hectare of rice land	44%	51%	51%	5,583 families
Families who do not own any rice land	24%	20%	15%	1,658 families

Note: Calculated on basis of total number of families who are rice farming

2.5.13 Percentage of Farmers with less than one Hectare or no Rice Land, by Commune, in 2008

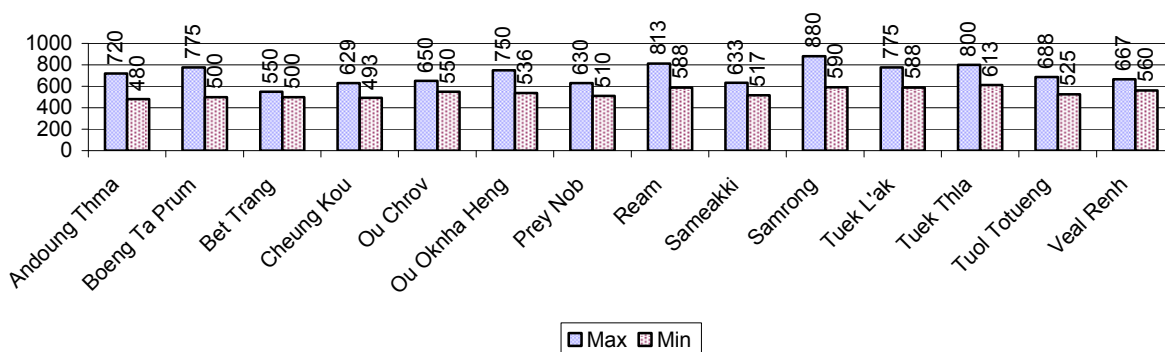


Note: Calculated on basis of total number of families who are rice farming

2.5.14 Average farm-gate Prices of Rice, over 3 years

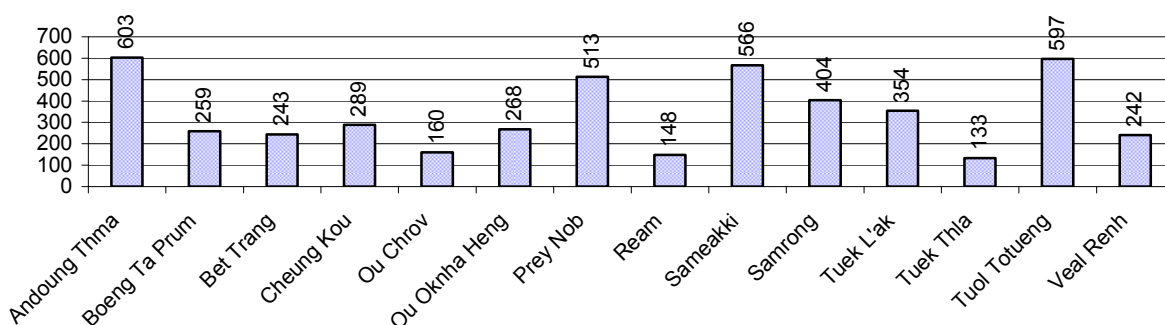
Description	2006	2007	2008
Maximum average farm gate price	592 Riels/Kg	862 Riels/Kg	711 Riels/Kg
Minimum average farm gate price	482 Riels/Kg	729 Riels/Kg	539 Riels/Kg
Average farm gate price	537 Riels/Kg	796 Riels/Kg	625 Riels/Kg
Average rice production per person	263 Kg/person	151 Kg/person	313 Kg/person

2.5.15 Minimum and maximum farm-gate Prices of Rice in Riel/kg, by Commune, in 2008



2.5.16 Production of Paddy in Kgs/Person, by Commune, in 2008

This table shows how much paddy (harvested rice) is produced in a year in a commune, in kgs per person.

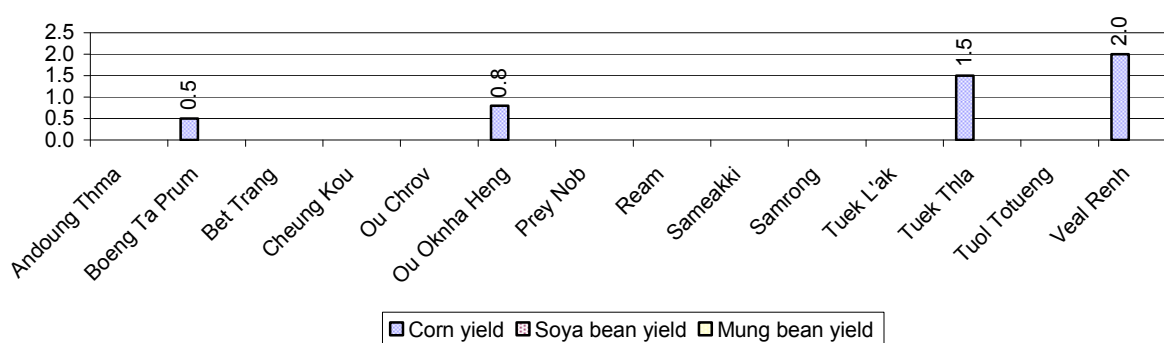


2.5.17 Production of other Crops, over 3 years

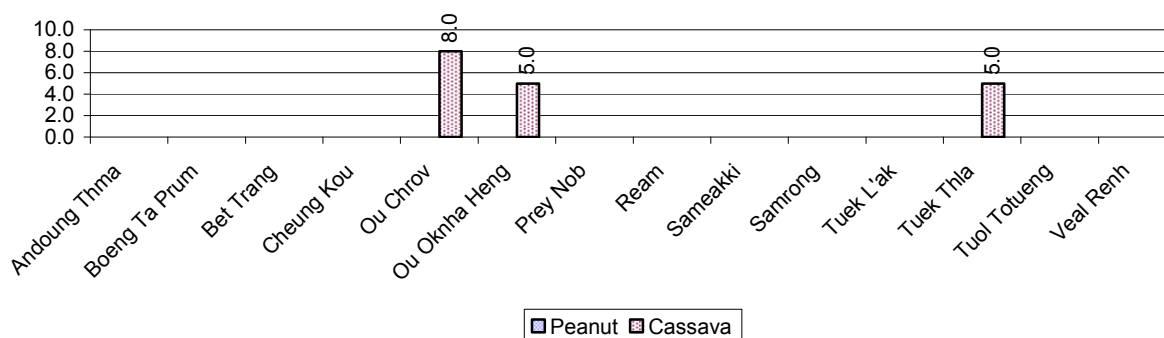
Crops	2006	2007	2008
Corn cultivation area	11 ha	4 ha	318 ha
Estimated corn yield	2.0 tonne(s)/ha	1.3 tonne(s)/ha	1.2 tonne(s)/ha
Estimated corn production	22 tonne(s)	4 tonne(s)	381 tonne(s)
Soya bean cultivation area	0 ha	0 ha	0 ha
Estimated Soya bean yield	- tonne(s)/ha	- tonne(s)/ha	- tonne(s)/ha
Estimated Soya bean production	- tonne(s)	- tonne(s)	- tonne(s)
Mungbean cultivation area	0 ha	0 ha	0 ha
Estimated Mungbean yield	- tonne(s)/ha	- tonne(s)/ha	- tonne(s)/ha
Estimated Mungbean production	- tonne(s)	- tonne(s)	- tonne(s)
Peanut cultivation area	0 ha	0 ha	0 ha
Estimated Peanut yield	- tonne(s)/ha	- tonne(s)/ha	- tonne(s)/ha
Estimated Peanut production	- tonne(s)	- tonne(s)	- tonne(s)
Cassava cultivation area	24 ha	9 ha	24 ha
Estimated Cassava yield	4.4 tonne(s)/ha	6.7 tonne(s)/ha	6.0 tonne(s)/ha
Estimated Cassava production	105 tonne(s)	57 tonne(s)	144 tonne(s)
Sweet potatoes cultivation area	2 ha	3 ha	2 ha
Estimated Sweet potatoes yield	2.0 tonne(s)/ha	2.0 tonne(s)/ha	5.0 tonne(s)/ha
Estimated Sweet potatoes	4 tonne(s)	6 tonne(s)	10 tonne(s)

Crops	2006	2007	2008
production			
Sesame cultivation area	0 ha	0 ha	0 ha
Estimated Sesame yield	- tonne(s)/ha	- tonne(s)/ha	- tonne(s)/ha
Estimated Sesame production	- tonne(s)	- tonne(s)	- tonne(s)

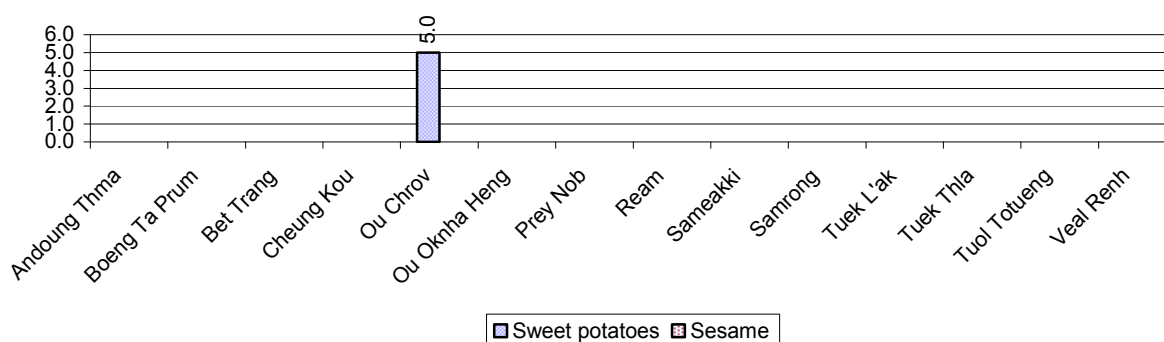
2.5.18 Yields of Corn, Soya beans and Mungbeans in tonne(s)/ha, by Commune, in 2008



2.5.19 Yields of Peanuts and Cassava in tonne(s)/ha by Commune, in 2008



2.5.20 Yields of Sweet Potatoes and Sesame in tonne(s)/ha, by Commune, in 2008



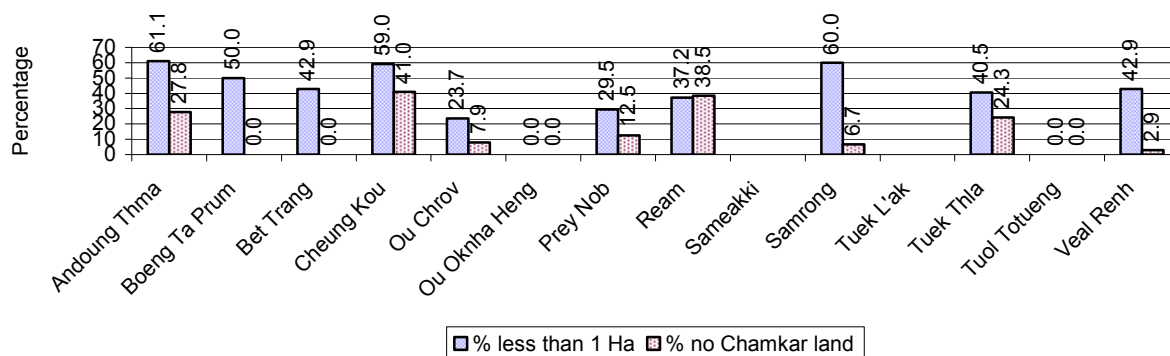
2.5.21 Percentage Farmers who own less than 1 Ha or no Chamkar land

Description	2006 %	2007 %	2008	
			%	Number
Families, who own less than 1ha of Chamkar land	51%	65%	48%	355 families
Families, with no Chamkar land	34%	15%	29%	214 families

Note 1: Calculated as a percentage of the total number of families whose main occupation is Chamkar (not rice) farming

Note 2: Chamkar land is no-rice land, i.e. other crops

2.5.22 Percentage Farmers owning less than 1 ha or no Chamkar land, by Commune, in 2008



Note: Percentage is calculated among families, who Chamkar farm as a main occupation, not the total population of the commune.

2.5.23 Percentage of Families raising Cattle/Buffalo, over 3 years

Description	2006 %	2007 %	2008	
			%	Number
Families raising cattle/buffalo	23%	25%	22%	3,845 families
Families raising cattle/buffalo as labor forces	16%	16%	14%	2,353 families

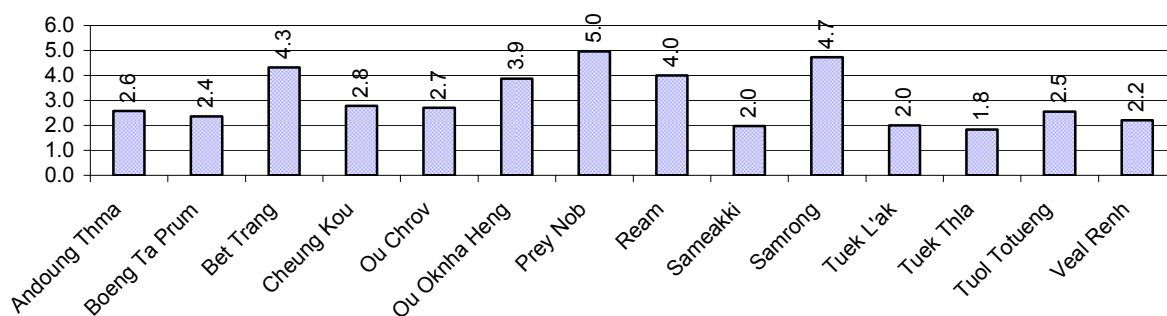
Note: Calculated against the total number of families.

2.5.24 Number of Cattle/buffalo being raised, over 3 years

Description	2006	2007	2008
Total number of cattle/buffalo	10,038 head(s)	11,128 head(s)	10,203 head(s)
Average cattle/buffalo per families	2.8 head(s)/families	2.8 head(s)/families	3 head(s)/families

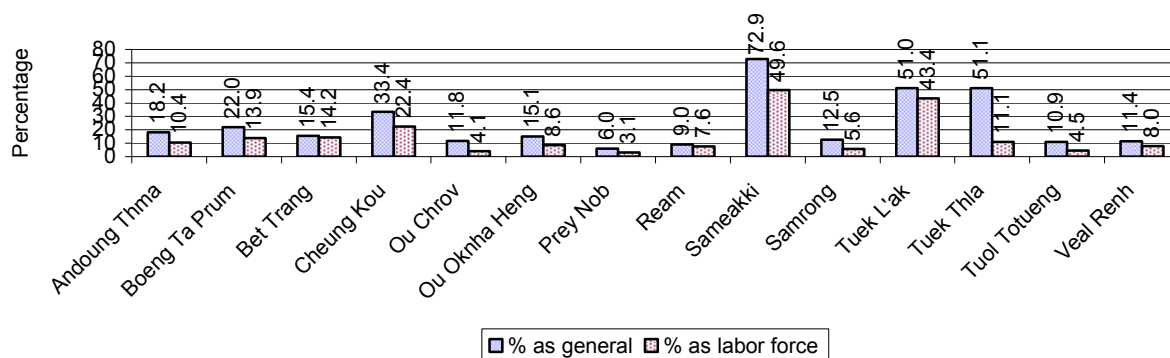
Note: Calculated by dividing total number of cattle/buffalo by total number of cattle/buffalo raising families

2.5.25 Average number of Cattle/Buffalo per Family, by Commune, in 2008



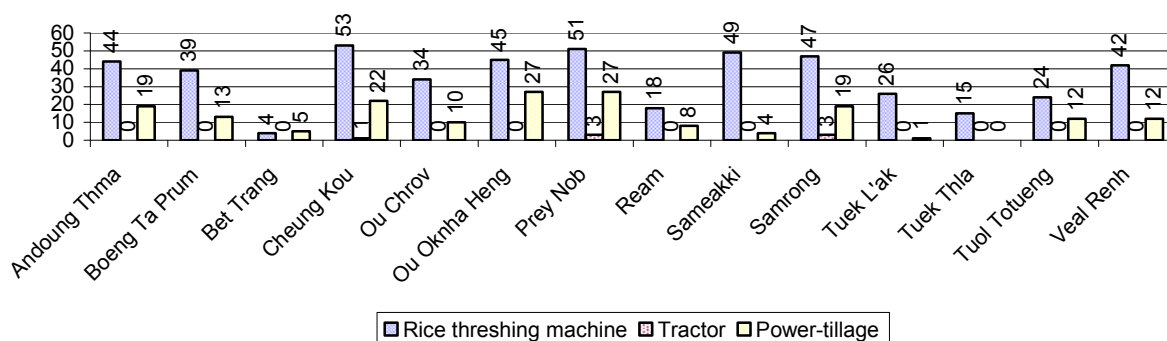
Note: Calculated by dividing total number of cattle/buffalo by total number of cattle/buffalo raising families

2.5.26 Percentage Families raising Cattle/Buffalo, for general and labor purposes in 2008, by Commune



Note: Calculated using the total number of families raising cattle/buffalo against the total number of families.

2.5.27 Type and number of agricultural Machines, by Commune, in 2008

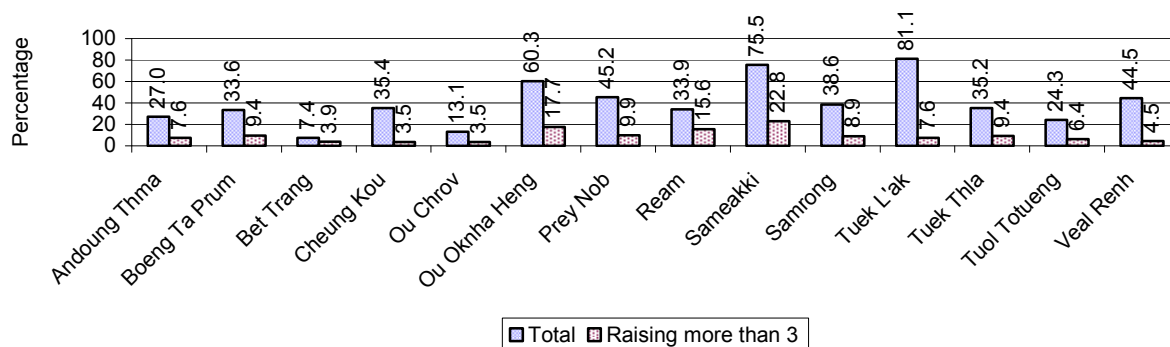


2.5.28 Livestock-producing Households over 3 years

Description	2006 %	2007 %	2008	
			%	Number
Total number of families raising pigs	45%	44%	39%	6,768 families
number of families raising more than 3 pigs	9%	7%	9%	1,578 families
Total number of families raising chickens	74%	78%	75%	12,998 families
number of families raising more than 3 chickens	55%	66%	65%	11,310 families
Total number of families raising ducks	11%	12%	12%	2,157 families
number of families raising more than 5 ducks	8%	8%	10%	1,651 families
Total number of families raising goats or sheep	0%	0%	0%	12 families
Total number of families raising horses	0%	0%	0%	22 families

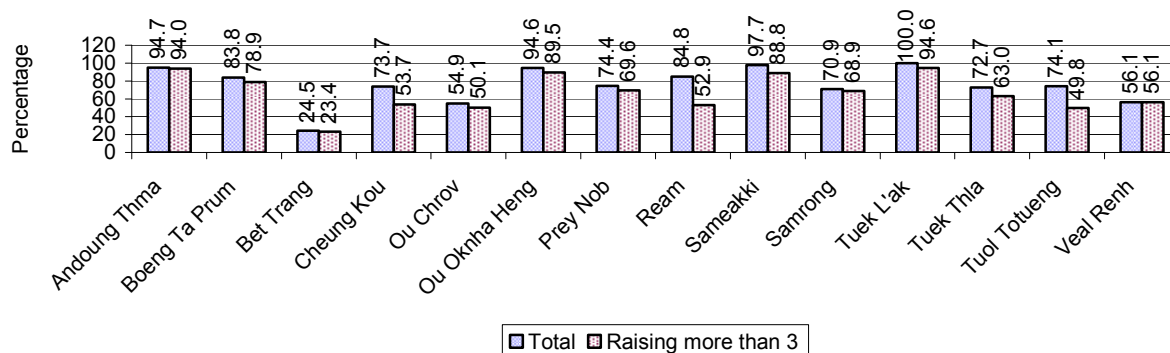
Note: Calculated against the total number of families

2.5.29 Percentage Families raising Pigs, by Commune, in 2008



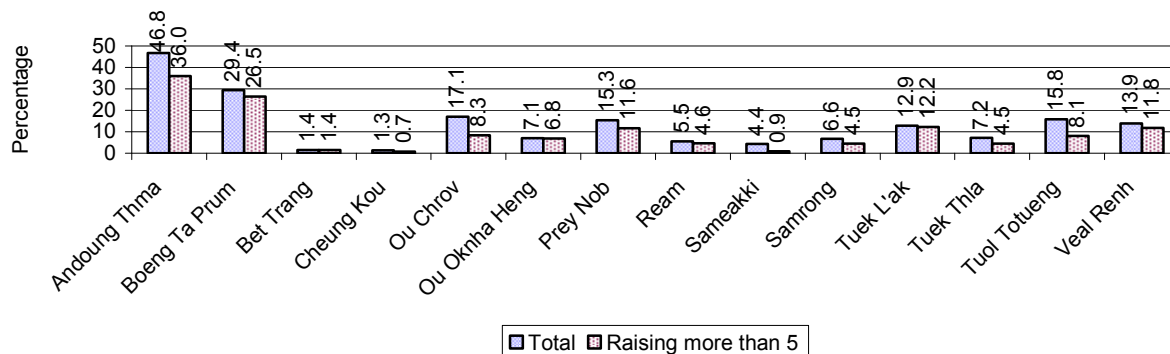
Note: Calculated against the total number of families in the commune

2.5.30 Percentage Families raising Chickens, by Commune, in 2008



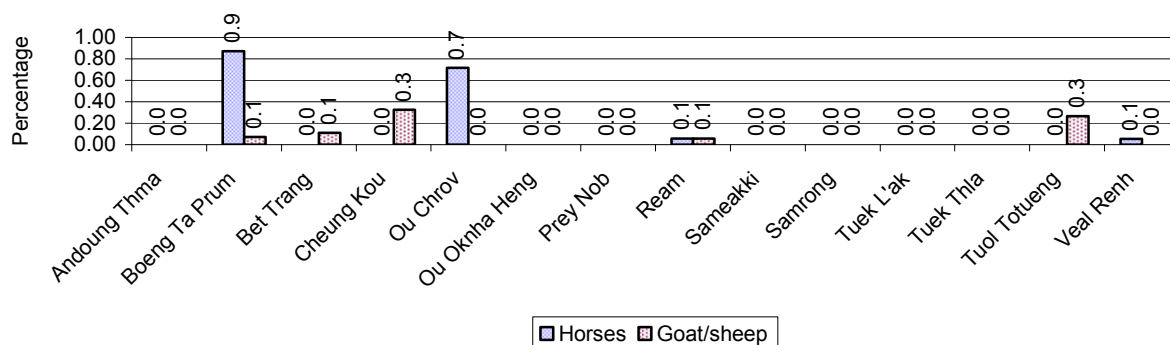
Note: Calculated against the total number of families in the commune

2.5.31 Percentage Families raising Ducks, by Commune, in 2008



Note: Calculated against the total number of families in the commune

2.5.32 Percentage Families raising Horses, Goats or Sheep, by Commune, in 2008

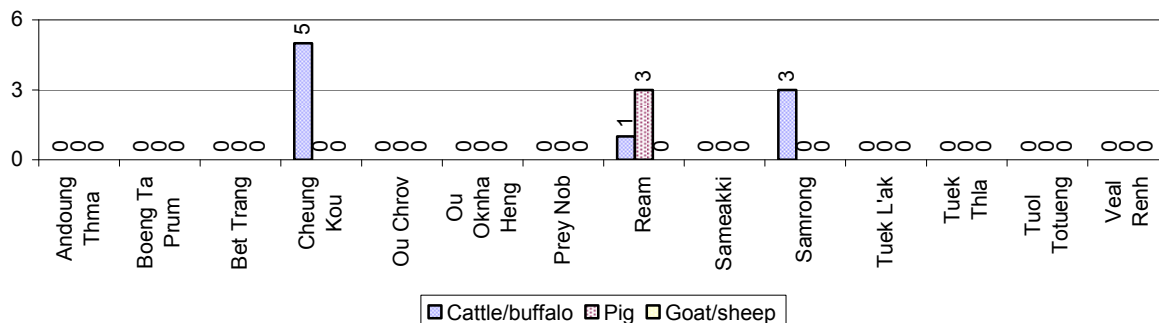


Note: Calculated against the total number of families in the commune

2.5.33 Livestock Farms over 3 years

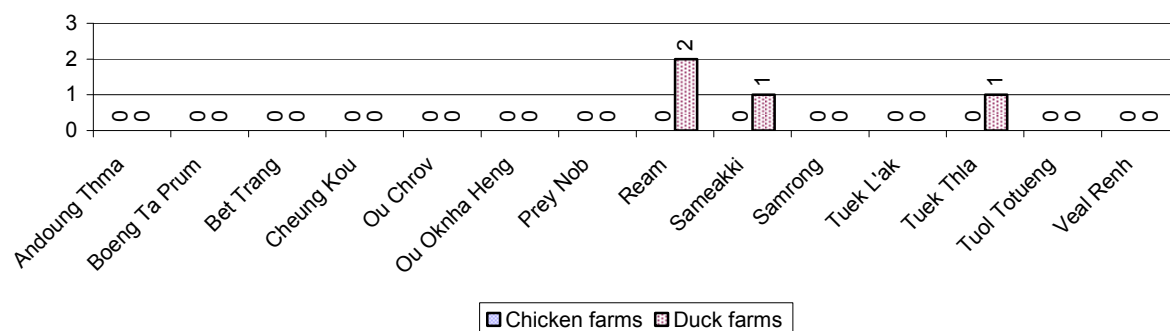
Description	2006	2007	2008
Number of cattle/buffalo farms	2 farm(s)	3 farm(s)	9 farm(s)
Number of pig farms	6 farm(s)	0 farm(s)	3 farm(s)
Number of goat/sheep farms	3 farm(s)	1 farm(s)	0 farm(s)
Number of chicken farms	0 farm(s)	0 farm(s)	0 farm(s)
Number of duck farms	9 farm(s)	6 farm(s)	4 farm(s)

2.5.34 Number Livestock Farms, by Commune in 2008



Note: Number of farms are recorded by the village chief, not by counting number of livestock in each farm

2.5.35 Number Chicken and Duck Farms, by Commune, for 2008



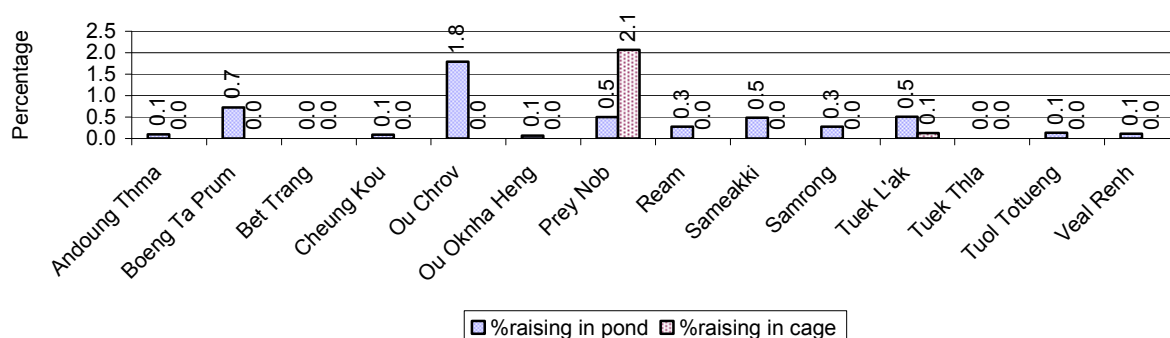
Note: Number of farm places recorded by village chief, not by counting number of livestock in each farm

2.5.36 Families raising Fish over 3 years

Description	2006	2007	2008
Total number of families raising fish	86 families	80 families	85 families
% families raising fish	1%	0%	0%
Number families raising fish in pond	66 families	76 families	59 families
% families raising fish in pond	0%	0 %	0%
Number fish pond	65 pond(s)	69 pond(s)	80 pond(s)
No. of ponds per family	1.0 pond/families	0.9 pond/families	1.4 pond/families
Number of families raising fish in cage	20 families	4 families	26 families
%families raising fish in cage	0 %	0 %	0%
Number of fish cage	57 cage(s)	4 cage(s)	57 cage(s)
No. of fish cage per family	2.9 cage /families	1.0 cage /families	2.2 cage /families

Note: % of families raising fish or fish in ponds or cages is calculated a percentage of the total number of families.

2.5.37 Percentage of Families raising Fish, by Commune, in 2008



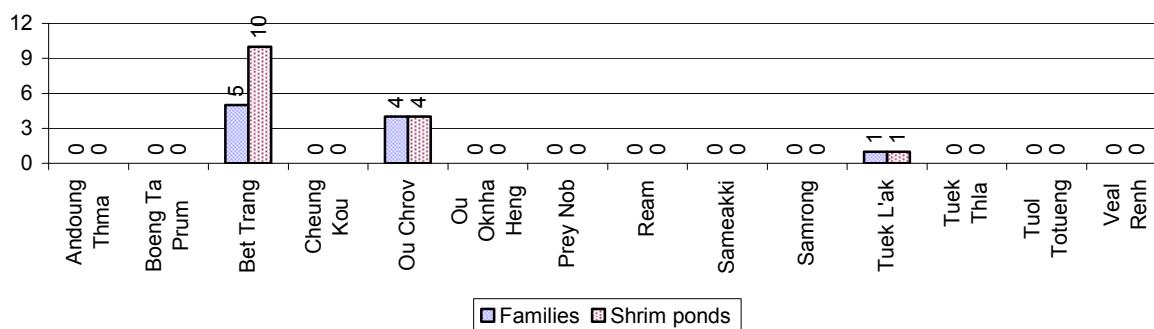
Note: Calculated as a percentage of the total number of families in the commune.

2.5.38 Shrimp and Prawn Farming over 3 years

Description	2006	2007	2008
Number of families raising shrimps	5 families	6 families	10 families
% Families raising shrimps	0%	0%	0%
Number of shrimp ponds	5 pond	6 pond	15 pond
Total area raising shrimps	7 ha	9 ha	63 ha
Area per family	1ha/families	2ha/families	6ha/families
Number of families raising prawns	0 families	0 families	0 families
% families raising prawns	0%	0%	0%
Number prawn ponds	0 pond	0 pond	0 pond
Ponds per families	- pond/families	-pond/families	-pond/families
Number of prawn cages	0 cage	0 cage	0 cage
Cages per families	0 cage /families	0 cage /families	0 cage /families

Note: Percentage of families raising either prawns or shrimp is calculated against the number of families, who do aquaculture farming, NOT the total population.

2.5.39 Numbers of Families raising Shrimps and number of Shrimp Ponds, by Commune, in 2008



2.5.40 Number of Families raising Prawn and Number of Prawn Ponds/Cages, by Commune, in 2008

There were none of these in this District in 2008

3 Social Aspects

3.1 Education

3.1.1 Kindergarten in the District over 3 years

Description	2006	2007	2008
Number of community kindergarten schools	0 school(s)	2 school(s)	2 school(s)
Number of community kindergarten class rooms	0 room(s)	4 room(s)	2 room(s)
Number of community kindergarten classes	0 class(es)	4 class(es)	4 class(es)
Number of community kindergarten teachers	0 person(s)	6 person(s)	4 person(s)
Number of women community kindergarten teachers	0 women	5 women	4 women
Number of state and private kindergarten schools	6 school(s)	8 school(s)	9 school(s)
Number of state and private kindergarten class rooms	9 room(s)	11 room(s)	12 room(s)
Number of state and private kindergarten classes	10 class(es)	11 class(es)	12 class(es)
Number of state and private kindergarten teachers	16 person(s)	19 person(s)	20 person(s)
Number of women state and private kindergarten teachers	16 women	19 women	20 women

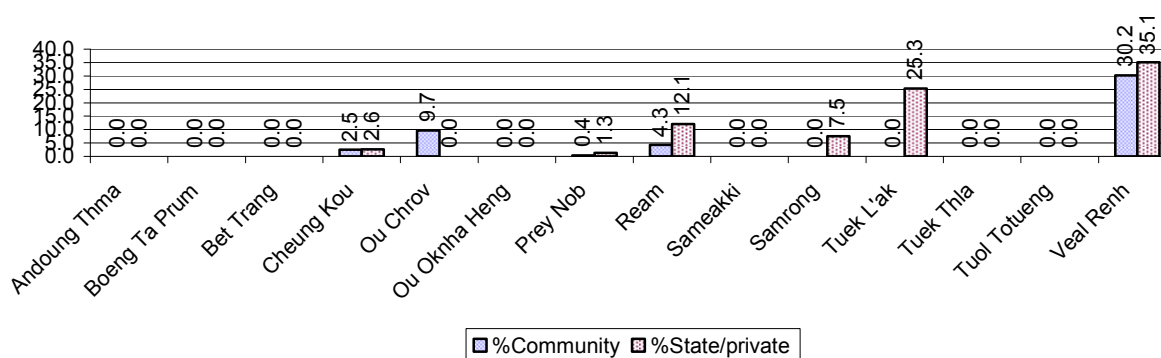
3.1.2 Percentage enrolment at Kindergarten level over 3 years

This table shows the percentage of the total 3-5 year old population attending kindergarten.

Description	2006 %	2007 %	2008	
			%	Number
Total percentage of children, 3-5 yrs, go to kindergarten	14%	14%	11%	840 person(s)
Percentage of children, 3-5 yrs, go community kindergarten	3%	2%	5%	345 person(s)
Percentage children, 3-5 yrs, go state/private kindergarten	11%	12%	7%	495 person(s)

Note: Calculated against the total for that age group

3.1.3 Percentage of Children 3-5 yrs attending Kindergarten, by Commune, in 2008



3.1.4 Basic Education over 3 years

Primary School

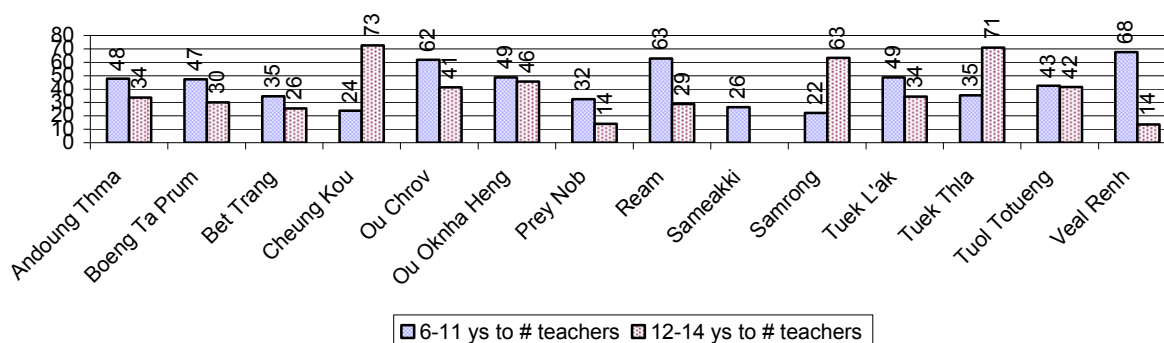
Description	2006	2007	2008
Number of primary schools	34 school(s)	40 school(s)	35 school(s)
Number of primary school rooms	293 room(s)	295 room(s)	284 room(s)
Number of primary classes	404 class(es)	388 class(es)	388 class(es)
Number of primary teachers	364 person(s)	304 person(s)	332 person(s)
Ratio of children 6-11 yrs to school	438	319	372
Ratio of children 6-11 yrs to school room	51	43	46
Ratio of children 6-11 yrs to class	37	33	34
Ratio of children 6-11 yrs to teacher	41	42	39

Note: According to education norm, children 6-11 yrs should attend primary school, while 12-14 yrs should be in lower secondary school, but in reality this varies.

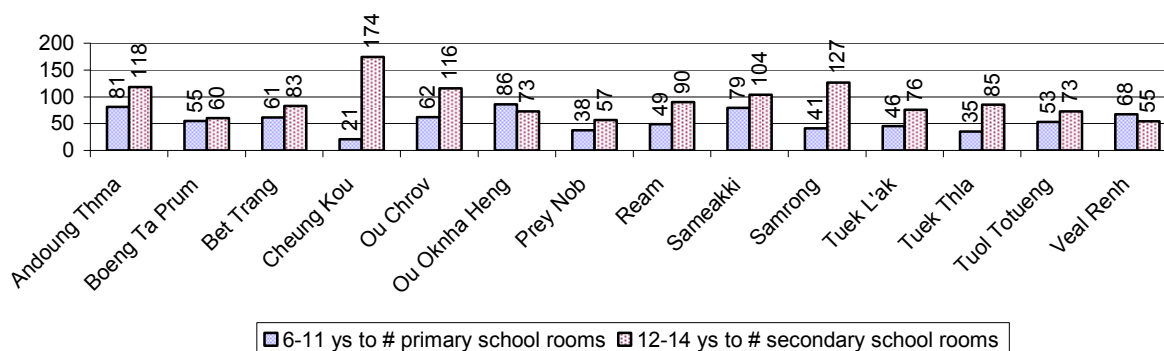
Lower Secondary School

Description	2006	2007	2008
Number of lower secondary schools	11 school(s)	14 school(s)	14 school(s)
Number of lower secondary school rooms	83 room(s)	97 room(s)	91 room(s)
Number of lower secondary classes	75 class(es)	85 class(es)	87 class(es)
Number of lower secondary teachers	167 person(s)	204 person(s)	239 person(s)
Ratio children 12-14 yrs to school	741	532	550
Ratio of children 12-14 yrs to school room	98	77	85
Ratio of children 12-14 yrs to class	109	88	89
Ratio of children 12-14 yrs to teacher	49	37	32

3.1.5 Ratio of 6-11 year old and 12-14 year old Children to number of Teachers, by Commune, in 2008



3.1.6 Ratio of 6-11 year old and 12-14 year old Children to number of School Rooms, by Commune, in 2008



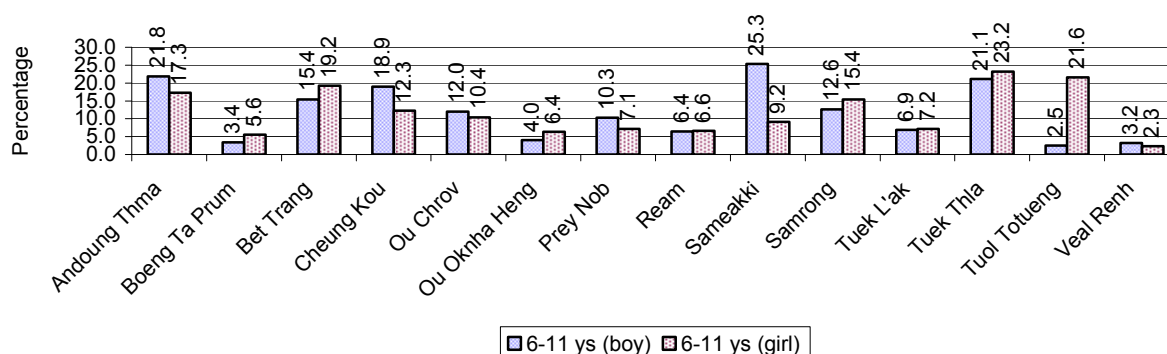
3.1.7 Enrolment status at Primary Level over 3 years

Description	2006 %	2007 %	2008	
			%	Number
Total children aged 6-11 years old	16%	15%	15%	13,012 person(s)
Total children aged 6-11 who are in school	82%	88%	89%	11,618 person(s)
Total children aged 6-11 who are not in school	18%	12%	11%	1,394 person(s)
Total girls aged 6-11 years old	16%	14%	14%	6,504 person(s)
Total girls aged 6-11 who are in school	81%	88%	89%	5,815 person(s)
Total girls aged 6-11 who are not in school	19%	12%	11%	689 person(s)
Total boys aged 6-11 years old	16%	15%	15%	6,508 person(s)
Total boys aged 6-11 who are in school	83%	88%	89%	5,803 person(s)
Total boys aged 6-11 who are not in school	17%	12%	11%	705 person(s)

Note 1: Percentage is calculated on the basis of the total number of children within 6-11 year age group for the first 3 rows and for the total girls and the total boys aged 6-11 yrs.

Note 2: Number of girls aged 6-11 who are in & not in school is calculated against the total number of girls aged 6-11 yrs. Number boys, 6-11 yrs who are in & not in school are calculated against the total number of boys aged 6-11 yrs.

3.1.8 Percentage of 6-11 year old Children not in School, by Commune, in 2008



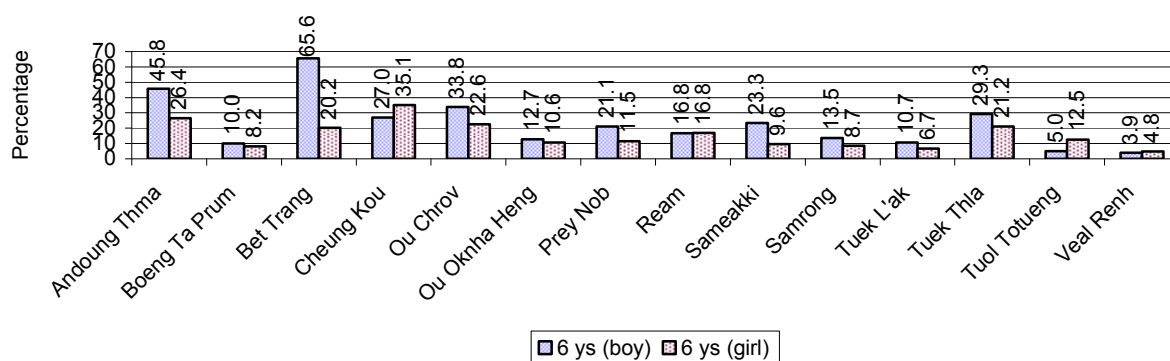
Note: calculated on the basis of the total number of children within 6-11 year age group in the commune.

3.1.9 Enrolment of 6 year old Children over 3 years

Description	2006 %	2007 %	2008	
			%	Number
Total % and number of children aged 6 years old	4%	4%	4%	3,630 person(s)
Total % of children aged 6 years old in school	62%	77%	77%	2,796 person(s)
Total % of children aged 6 years old not in school	38%	23%	23%	834 person(s)

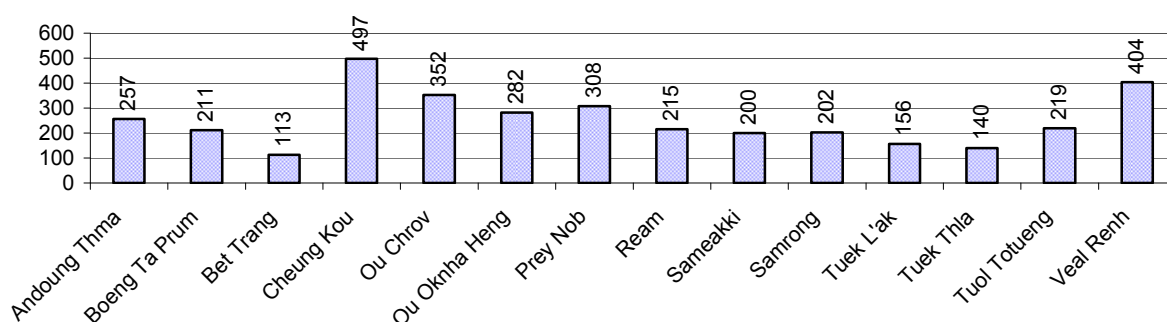
Note: First row calculated as a percentage of total population. Second and third row calculated as a percentage of the total number of 6 year olds.

3.1.10 Percentage of 6 year old Children not in School, by Commune, in 2008



Note: Calculated as a percentage of total 6 year old population

3.1.11 Number of 5 year old Children in each Commune in 2008




3.1.12 Enrolment at Lower Secondary Level over 3 years

Description	2006	2007	2008	
	%	%	%	Number
Total children aged 12-14 years old	9%	9%	9%	7,700 person(s)
Children aged 12-14 years old in school	89%	90%	93%	7,167 person(s)
Children aged 12-14 years old not in school	11%	10%	7%	533 person(s)
Total girls aged 12-14 years old	9%	8%	9%	3,846 person(s)
Girls aged 12-14 years old in school	90%	91%	94%	3,614 person(s)
Girls aged 12-14 years old not in school	10%	9%	6%	232 person(s)
Total boys aged 12-14 years old	9%	9%	9%	3,854 person(s)
Boys aged 12-14 years old in school	89%	90%	92%	3,553 person(s)
Boys aged 12-14 years old not in school	11%	10%	8%	301 person(s)

Note: Percentage is calculated on the basis of number of the total number of children within 12-14 yrs group, except for the first row of each section which is calculated on the basis of the total population.

3.1.13 Percentage of 12-14 year olds not in School, by Commune, in 2008



Note: Calculated as a percentage of the total 12-14 year old population in each commune

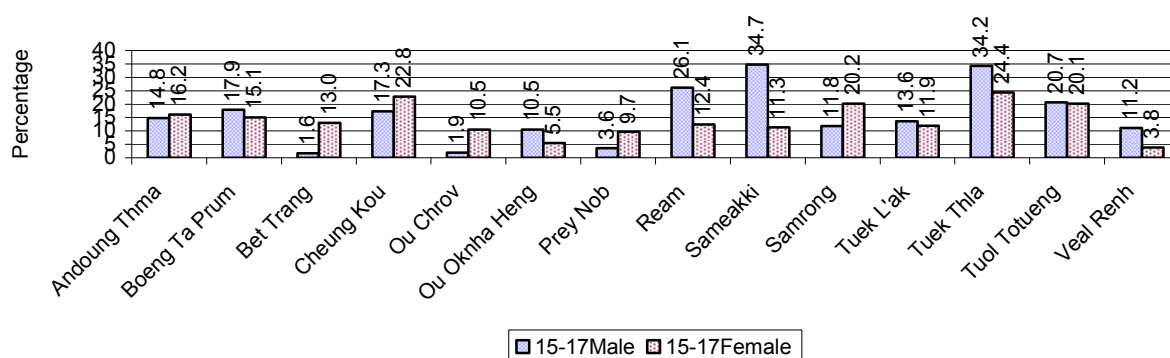
3.1.14 Upper Secondary Schools over 3 years

Description	2006	2007	2008
Number of upper secondary schools	2 school(s)	2 school(s)	3 school(s)
Number of upper secondary school rooms	17 room(s)	12 room(s)	26 room(s)
Number of upper secondary classes	17 class(es)	21 class(es)	49 class(es)
Number of upper secondary teachers	28 person(s)	18 person(s)	27 person(s)
Ratio of 15-17 yr olds to number of school	4,095	3,692	2,651
Ratio of 15-17 yr olds to number of school room	482	615	306
Ratio of 15-17 yr olds to number of classes	482	352	162
Ratio of 15-17 yr olds to number of teacher	293	410	295

3.1.15 Enrolment of 15-17 year old teenagers over 3 years

Description	2006	2007	2008
Number of teenage, 15-17 years old	8,190 person(s)	7,384 person(s)	7,952 person(s)
Number of teenage, 15-17 years old, who are not studying	2,382 person(s)	1,735 person(s)	1,112 person(s)
Percentage of teenage, 15-17 years old not studying	29%	23%	14%

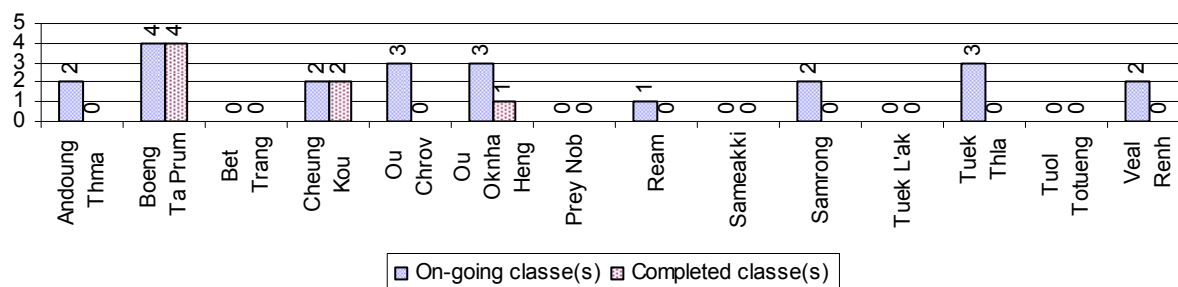
3.1.16 Percentage of 15-17 year old Teenagers not at School, by Commune, in 2008



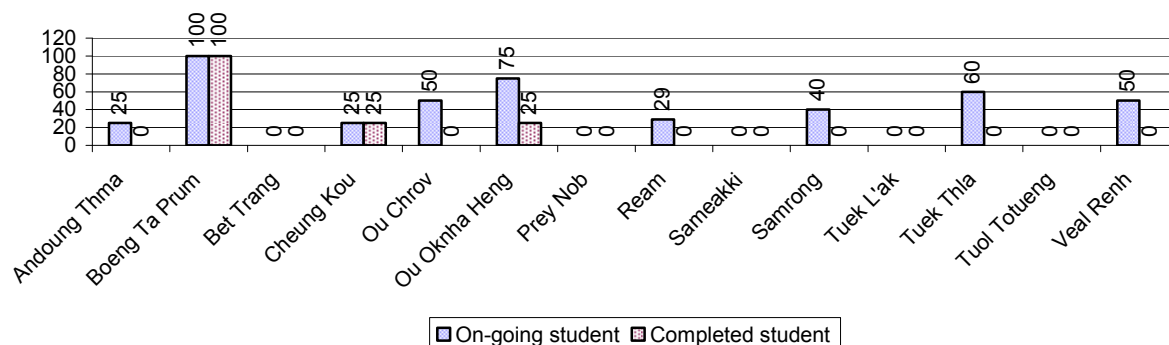
3.1.17 Literacy Classes as of 2008

Literacy classes	Organized by:		Other Program(s)	Total
	PDoEYS	NGOs		
Number of On-going literacy classes	18 class(es)	1 class(es)	3 class(es)	22 class(e(s)
Number of literacy students in on-going classes	404 person(s)	0 person(s)	50 person(s)	454 person(s)
Completed literacy class(es)	7 classes	0 classes	0 classes	7 classes
Number of literacy students that have completed literacy classes	150 person(s)	0 person(s)	0 person(s)	150 person(s)
Number of students that passed	150 person(s)	0 person(s)	0 person(s)	150 person(s)

3.1.18 Number of on-going and completed Literacy Classes, by Commune, in 2008



3.1.19 Students of on-going & completed Literacy Classes, by Commune, in 2008

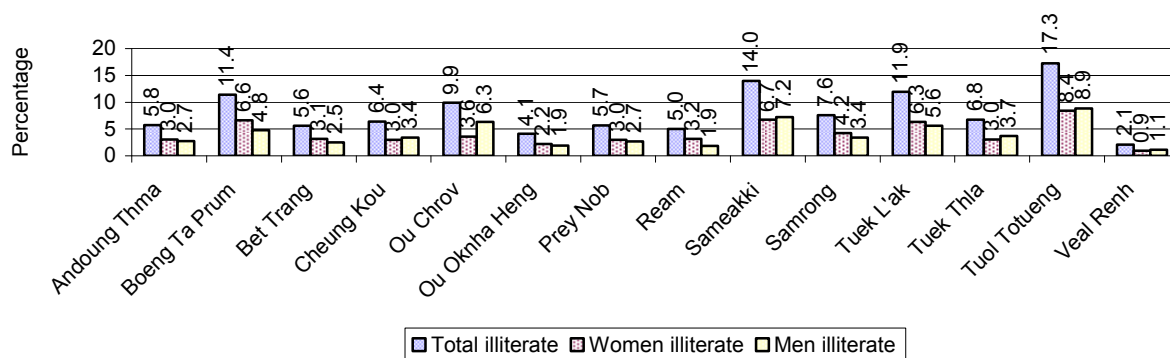


3.1.20 Percentage of illiterate People between 15-60, over 3 years

Illiteracy Status	2006 %	2007 %	2008	
			%	Number
Illiterate people, 15-60 years old	12%	9%	7%	3,740 person(s)
Illiterate females, 15-60 years old	7%	5%	4%	1,901 person(s)
Illiterate people, 15-17 years old	6%	4%	2%	129 person(s)
Illiterate females, 15-17 years old	3%	2%	1%	64 person(s)
Illiterate people, 18-24 years old	6%	5%	3%	330 person(s)
Illiterate females, 18-24 years old	4%	3%	1%	150 person(s)
Illiterate people, 25-60 years old	16%	11%	10%	3,281 person(s)
Illiterate females, 25-60 years old	9%	6%	5%	1,687 person(s)

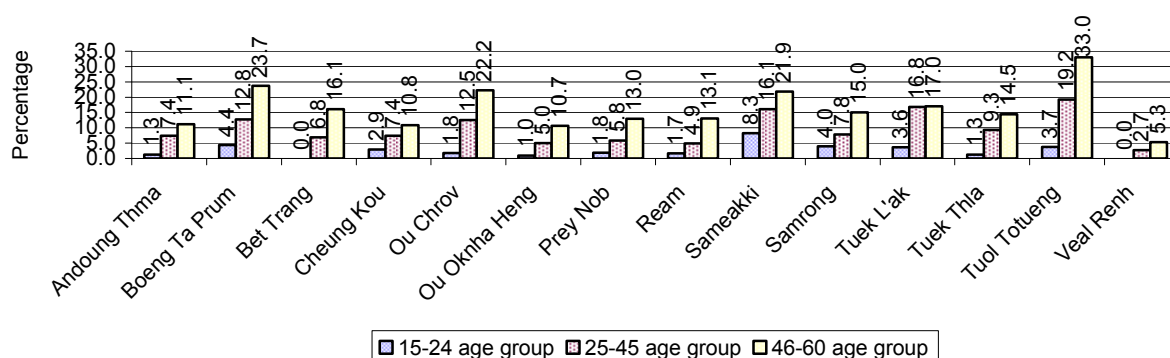
Note: Percentage is calculated on the basis of number of people in age each group.

3.1.21 Percentage illiterate People among 15-60 yrs old, by Commune, in 2008



Note: Percentages are calculated on the basis of number of people in that age group.

3.1.22 Percentage illiterate People for 15-24 yrs, 25-45 yrs and 46-60 yrs, by Commune, in 2008



Note: Percentage of illiterate people in each age group is calculated on the basis of number of people in that age group.

3.2 Health

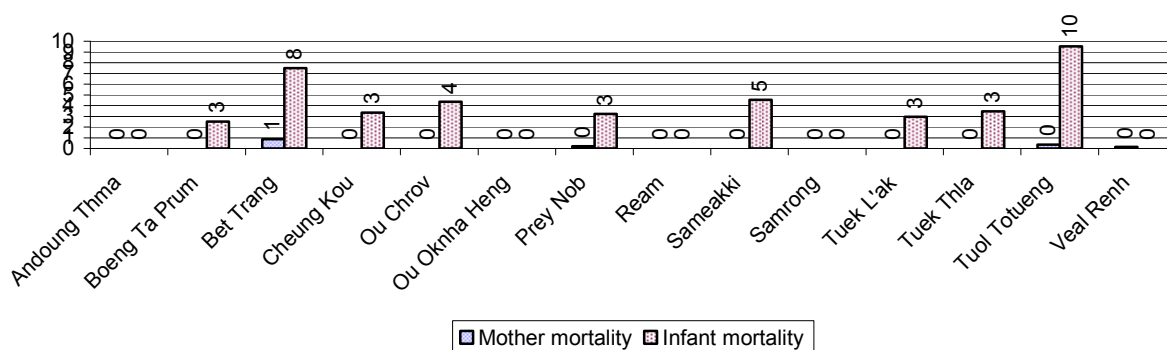
3.2.1 Health Situation of Women and Children, over 3 years

Description	2006	2007	2008
Number families with a birth during the year	970 families	1,138 families	1,054 families
Number of women who had their baby delivered by a TBA	395 person(s)	338 person(s)	256 person(s)
Percentage of women who had their baby delivered by a TBA	41 %	30 %	24 %
Number of women who had their baby delivered by a midwife	575 person(s)	800 person(s)	798 person(s)
Percentage of women had their baby delivered by a midwife	59 %	70 %	76 %
Number of mothers who died within 1 month of giving birth	0 person(s)	3 person(s)	7 person(s)
Mothers who died within 1 month of giving birth per 100,000 families having a delivery	0	264	664
Number of infants born during the year	971 person(s)	1,142 person(s)	1,054 person(s)
Number of Infants who died within 1 month	22 person(s)	16 person(s)	13 person(s)
Infants mortality within 1 month per 1,000 births	23	14	12

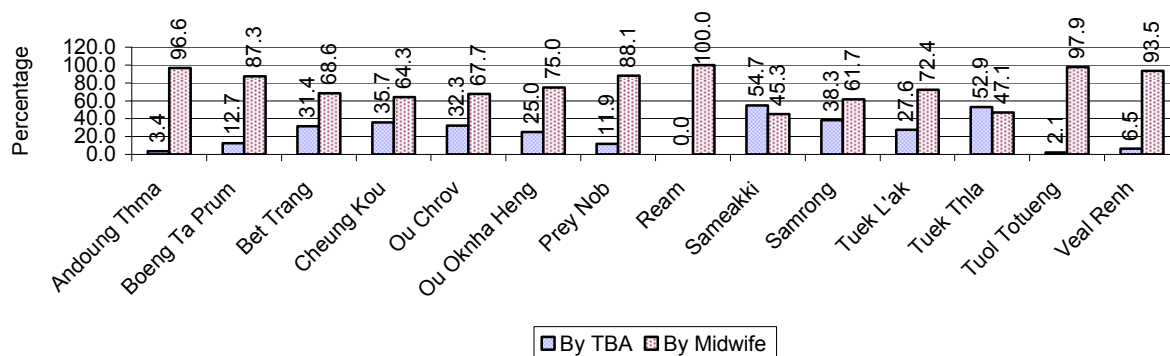
Description	2006	2007	2008
Number of children who died below the age of 5.	52 person(s)	146 person(s)	28 person(s)
Number of infants, aged 9-12 months, born during the year	407 person(s)	531 person(s)	512 person(s)
Nr. infants, aged 9-12 months, not receiving full immunization	10 person(s)	0 person(s)	0 person(s)
% of 9-12 months infants, not receiving full immunization	2 %	0 %	0 %

Note: TBA = Traditional Birth Attendant

3.2.2 Mothers dying within 0 days to 1 month of giving Birth and Infants dying within 1 month in 2008, by Commune

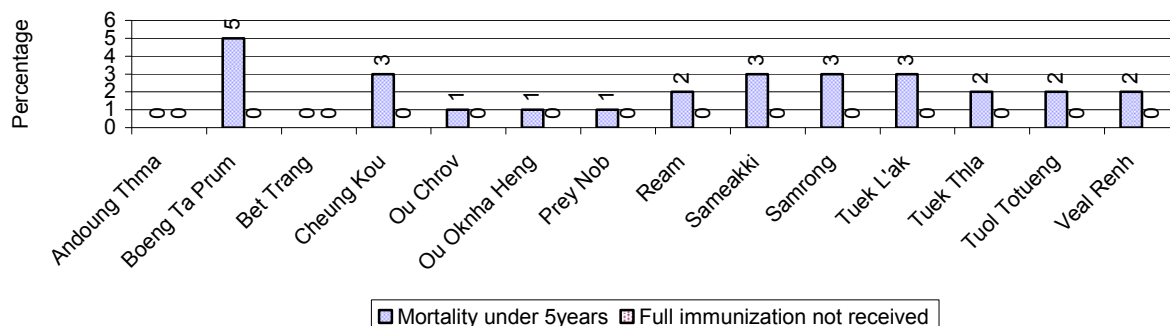


3.2.3 Percentage of Women delivering with a TBA or Midwife, by Commune



Note: Calculated as a percentage of total deliveries

3.2.4 Percentage of Children dying below 5 & of 9-12 months not receiving full Immunization, by Commune, in 2008



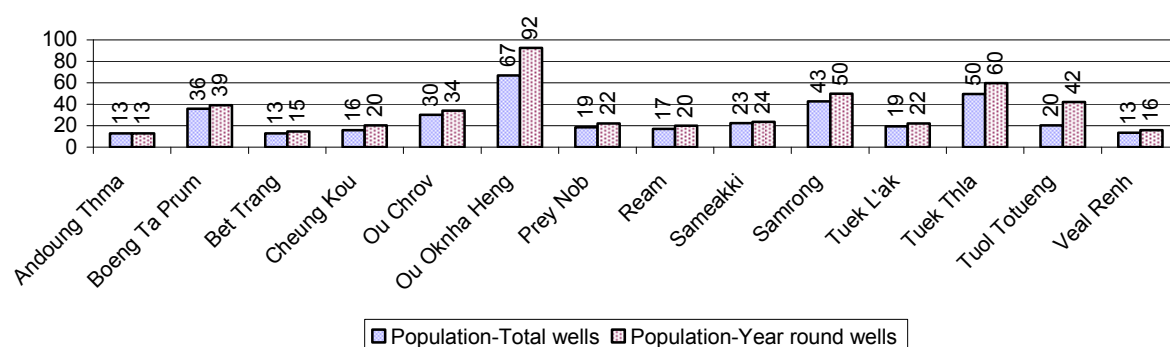
Note: Mortality rate calculated as a percentage of the total 5 year old population. Lack of immunization received calculated as a percentage of the total number 9-12 months olds there are

3.3 Water and Sanitation

3.3.1 Number of different types of Wells over 3 years

Type of wells	Number of wells by year		
	2006	2007	2008
<i>Total number of pumped or mixed wells</i>	1,454	1,484	1,783
Year-round usable pumped or mixed wells	1,198	1,294	1,510
Dry season unusable pump or mixed wells	256	190	273
Pump or mixed wells needing repair/rehabilitation	336	245	293
<i>Total number of ring wells</i>	2,042	2,228	2,552
Year-round usable ring wells	1,541	1,640	2,145
Dry season unusable ring wells	501	588	407
Ring wells needing repair/rehabilitation	461	529	340
<i>Total number of unprotected dug wells</i>	1,138	1,165	816
Year-round usable unprotected dug wells	609	735	660
Dry season unusable unprotected dug wells	529	430	156

3.3.2 Ratio of People to Wells, by Commune, in 2008

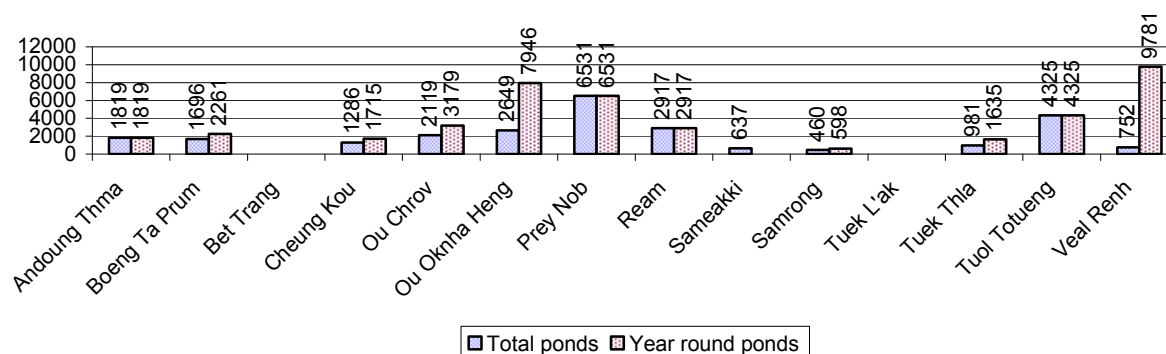


Note: Year-round wells excluding unprotected wells

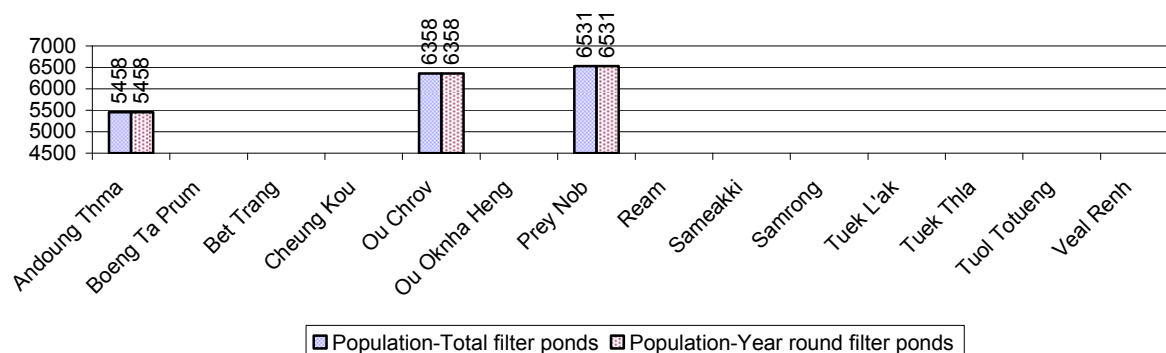
3.3.3 Potable Ponds over 3 years

Type of Pond	2006	2007	2008
<i>Total number of normal-type ponds</i>	99 pond	67 pond	64 pond
Year-round usable normal-type ponds	45 pond	30 pond	34 pond
Dry season unusable normal-type ponds	54 pond	37 pond	30 pond
Normal-type ponds needing repair/rehabilitation	41 pond	36 pond	34 pond
<i>Total number of filter ponds</i>	4 pond	2 pond	3 pond
Year-round usable filter ponds	2 pond	2 pond	3 pond
Filter ponds, dry season unusable	2 pond	0 pond	0 pond
Filter ponds needing repair/rehabilitate	3 pond	2 pond	1 pond

3.3.4 Ratio of People to normal Ponds, by Commune in 2008



3.3.5 Ratio of People to Filter Ponds, by Commune, in 2008

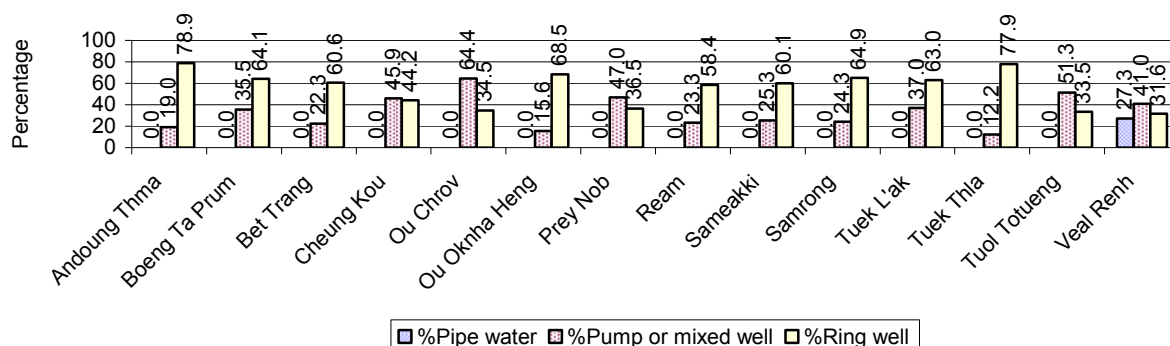


3.3.6 Source of potable Water for Households, over 3 years

Water sources	2006 %	2007 %	2008	
			%	Number
Families using water from purification system	3%	4 %	3 %	501 families
Families using water from pump, mixed wells	26%	23 %	34 %	5,831 families
Families using water from ring wells and open dug wells	64%	67 %	54 %	9,336 families
Families using water from pond	3%	2 %	3 %	474 families
Families using water from rain water storage	0%	0 %	0 %	11 families
Families using water from rivers, lakes, natural ponds and reservoirs	4%	4 %	7 %	1,129 families

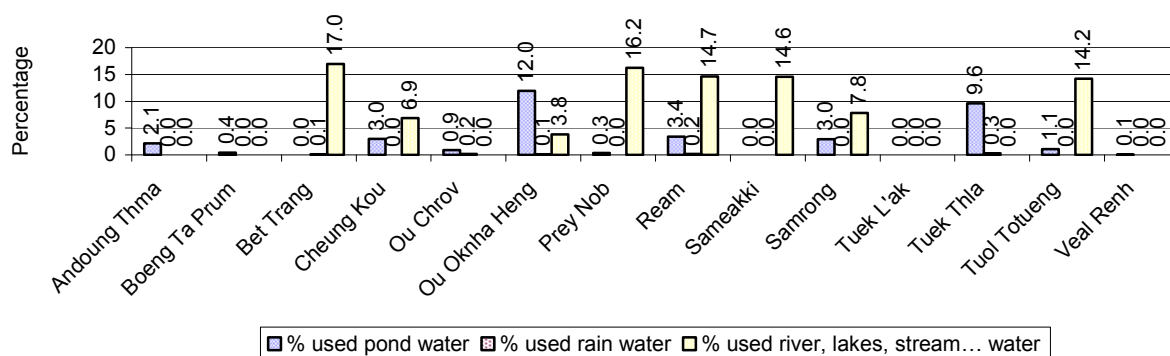
Note: Calculated as a percentage of the total number of families.

3.3.7 Percentage Families using different Water Sources, by Commune, in 2008



Note: Calculated as a percentage of the total number of families in each commune

3.3.8 Percentage Families using Water from Rain Water Storage, Ponds and natural Sources (rivers/lakes/natural ponds/reservoirs), by Commune, 2008



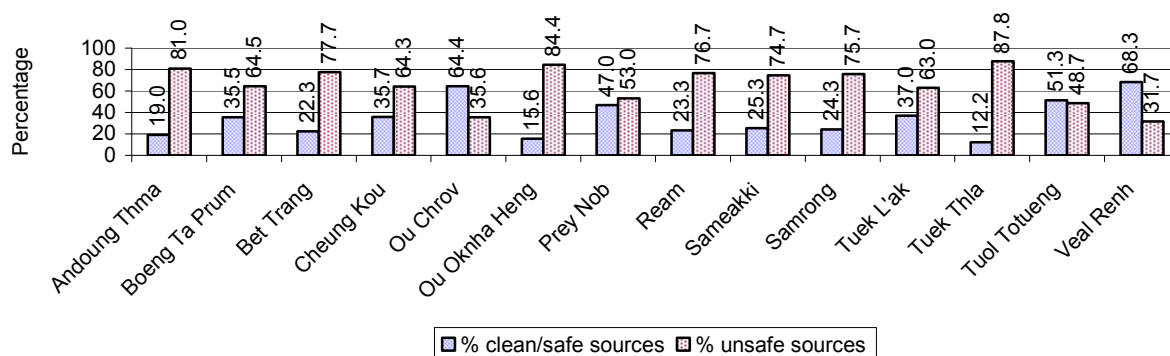
Note: Calculated as a percentage of the total number of families in each commune

3.3.9 Drinking Water Sources in the dry Season over 3 years

Percentage Families that get drinking water from:	2006	2007	2008	
	%	%	%	Number
from clean/safe sources	29 %	26 %	35 %	6,111 families
from unsafe sources	71 %	74 %	65 %	11,171 families

Note: Calculated as a percentage of the total number of families.

3.3.10 Percentage Families using safe and unsafe Water Sources in the dry Season, by Commune, in 2008



Note: Calculated as a percentage of the total number of families in each commune.

3.3.11 Drinking Water Purification by Households, over 3 years

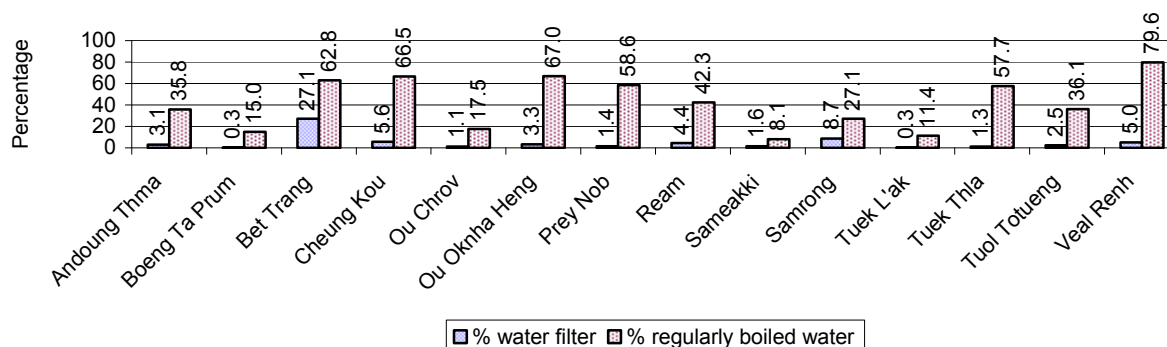
This table shows the different ways families make water safe for drinking.

Families, who:	2006 %	2007 %	2008	
			%	Number
Filter water for drinking	2%	3%	5 %	791 families
Boil water for drinking	43%	46%	46 %	7,950 families

Note: Calculated as a percentage of the total number of families

3.3.12 Percentage Families filtering Water or regularly boiling Water, by Commune, in 2008

This graph shows the different ways families make drinking water safe.



Note: Calculated on as a percentage of the total number of families in each commune.

3.3.13 Families' access to Water, over 3 years

Families access to water	2006 %	2007 %	2008	
			%	Number
Families with water at home or in less then 150m	55%	68%	67 %	11,496 families
Families with water 150m or more away from home	42%	32%	30 %	5,112 families

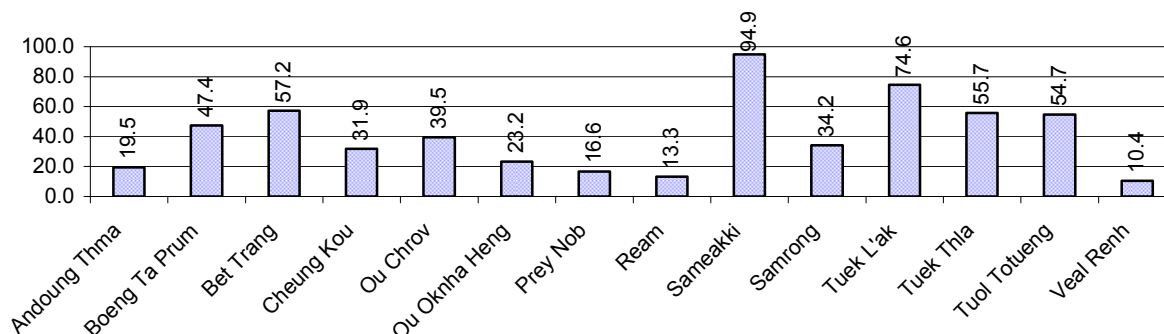
Note: Calculated as a percentage of the total number of families

3.3.14 Ratio of people to Latrines over 3 years

Description	2006 Ratio	2007 Ratio	2008	
			Ratio	Number
Ratio of people to latrines	40.3	28.4	23.8	3,747.0

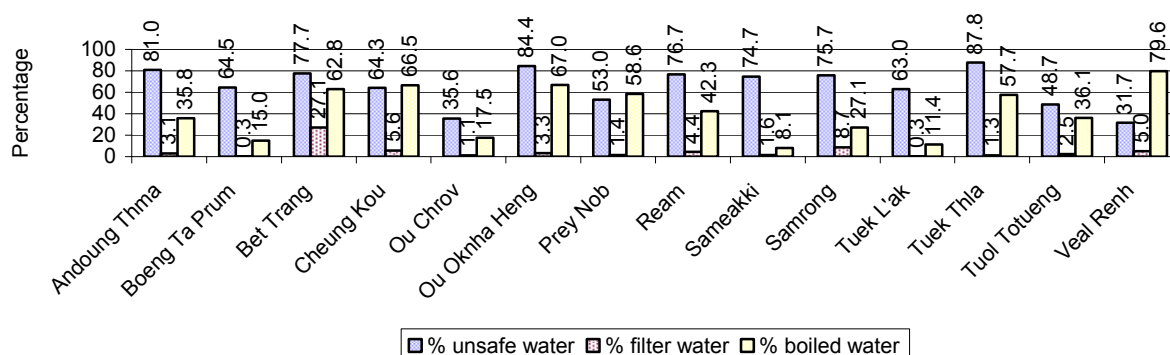
Note: Ratio calculated by dividing the number of houses with latrines by the total population

3.3.15 Ratio of People to Latrines, by Commune, in 2008



Note: Ratio calculated by dividing the number of houses with latrines by the total population in a Commune.

3.3.16 Percentage of Families drinking boiled, filtered or unsafe Water, by Commune, in 2008



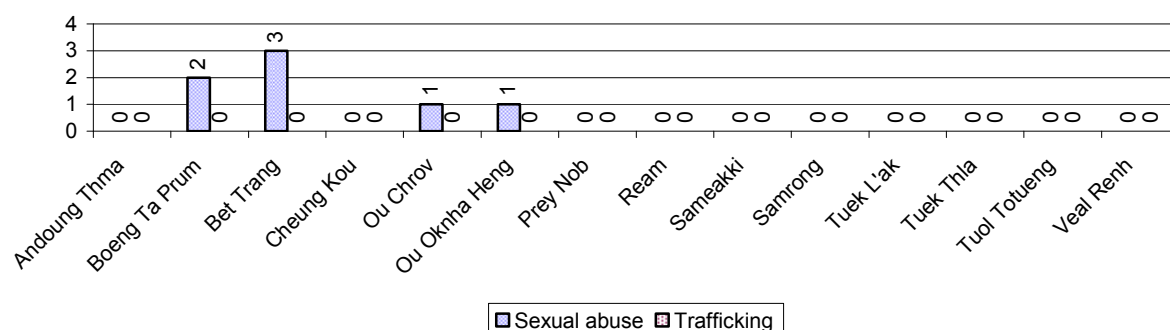
Note: Calculated as a percentage of the total number of families in each commune.

3.4 Vulnerable groups

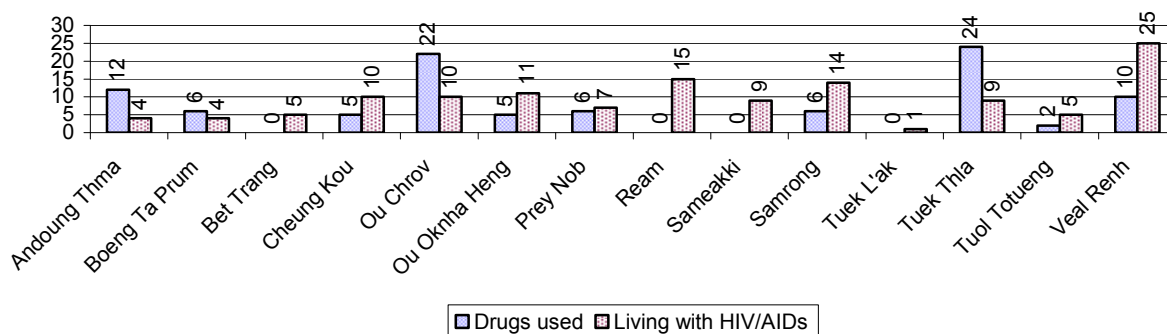
3.4.1 Vulnerable Groups in need of special Protection over 3 years

Vulnerable groups	2006	2007	2008
Victims of sexual abuse	5 person(s)	7 person(s)	7 person(s)
Victims of human trafficking	0 person(s)	2 person(s)	0 person(s)
Families with family member(s) using drugs	65 families	78 families	98 families
Families with family member(s) living with HIV/AIDS	109 families	132 families	129 families
Children under 18 yrs old whose parent died of AIDS	158 person(s)	160 person(s)	165 person(s)
Orphaned/abandoned children under 18 yrs old (all cases)	880 person(s)	258 person(s)	230 person(s)
Elderly persons without guardian	121 person(s)	165 person(s)	146 person(s)
Disabled people able to earn an income	67 person(s)	85 person(s)	77 person(s)
Disabled people unable to earn an income	109 person(s)	125 person(s)	116 person(s)
Disabled people under 18 yrs old	90 person(s)	50 person(s)	51 person(s)
Victims of natural disasters	1,179 families	2,512 families	213 families
Victims of land mines and unexploded weapons	37 person(s)	9 person(s)	5 person(s)

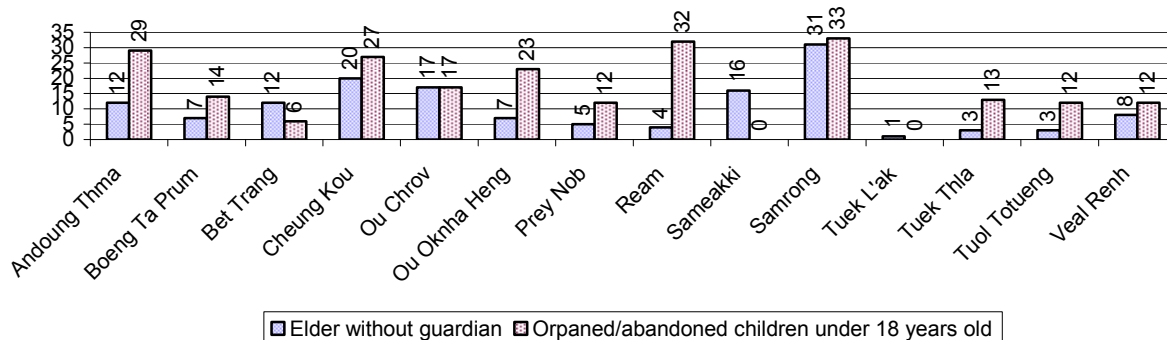
3.4.2 Registered Victims of sexual Abuse or Trafficking, by Commune, for 2008



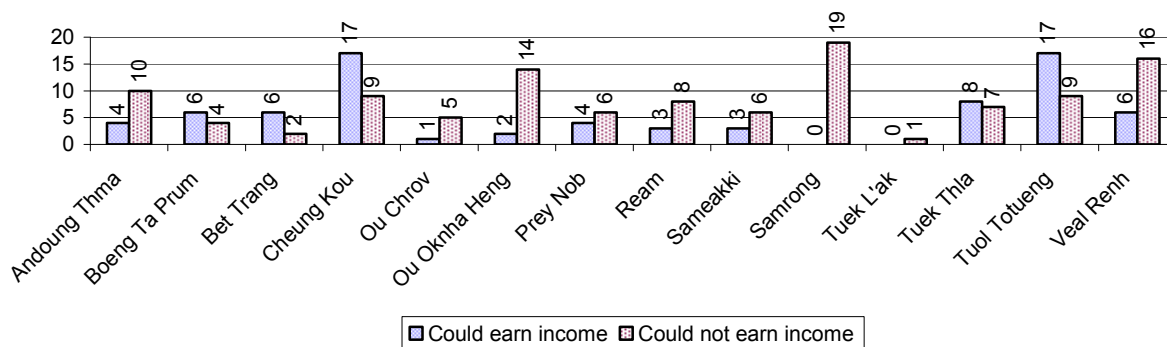
3.4.3 Registered Families with Member(s) using Drugs or living with HIV/AIDS, by Commune, for 2008



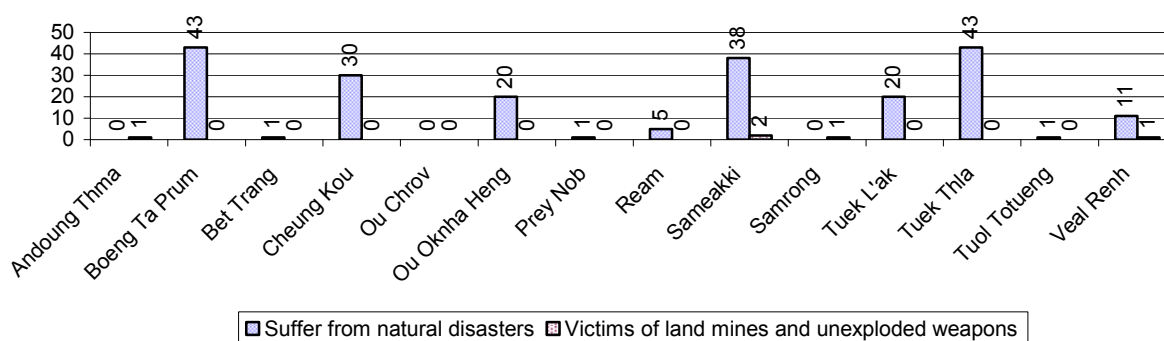
3.4.4 Elderly Persons without a Guardian and orphaned/abandoned Children under 18 years old, by Commune, for 2008



3.4.5 Number of disabled People who could or could not earn an Income, by Commune, for 2008



3.4.6 Number of Families who suffered from natural Disasters, and number of Victims of Land Mines and unexploded Weapons, by Commune, in 2008



3.5 Migration

3.5.1 Migration over 3 years

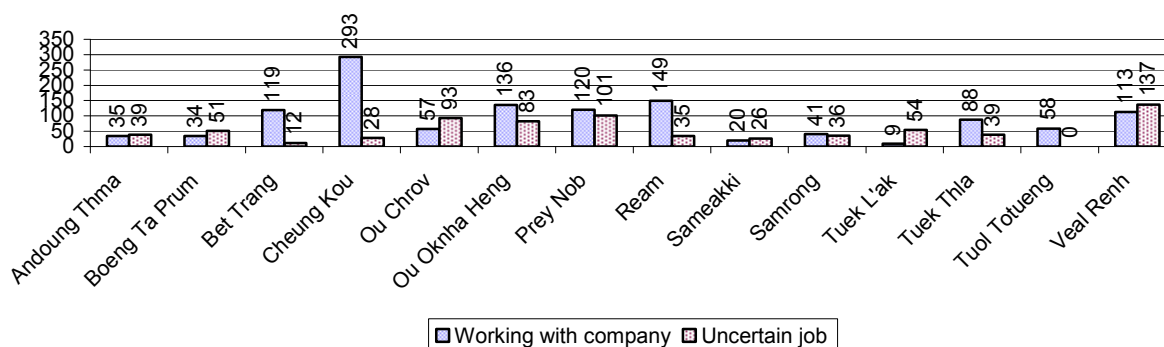
Description	2006	2007	2008
Number of families permanently in-migrated	125 families	144 families	366 families
Total number of people	558 person(s)	629 person(s)	1,322 person(s)
Total number of female	284 person(s)	352 person(s)	708 person(s)
Number of families permanently out-migrated	153 families	108 families	186 families
Total number of people	716 person(s)	503 person(s)	946 person(s)
Total number of female	379 person(s)	254 person(s)	495 person(s)
Number of families staying temporarily	177 families	127 families	126 families
Total number of people	574 person(s)	468 person(s)	454 person(s)
Total number of female	311 person(s)	259 person(s)	238 person(s)

3.5.2 Job Migration

Description	2006	2007	2008
Number of people migrated to work with company/factory	3%	4%	3%
Number of people migrated to work, but have uncertain jobs	2%	2%	2%

Note: Calculated as a percentage of the total population of 18-60 year olds

3.5.3 Number of People working outside their home Villages in a Company/Factory or with an uncertain Job in 2008

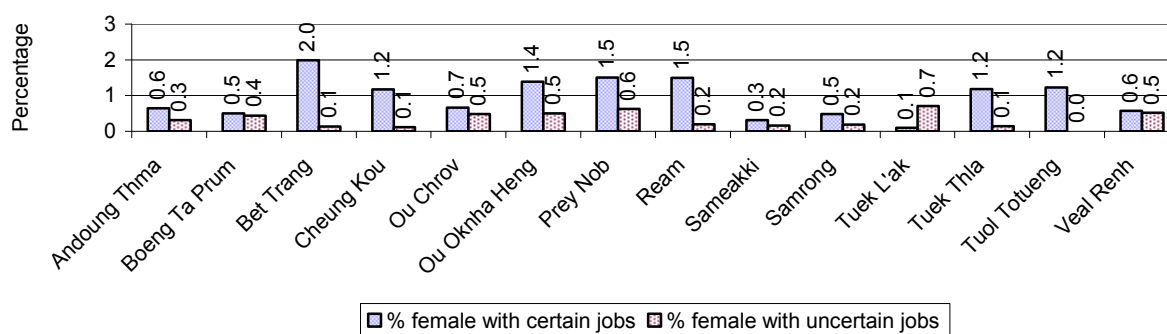


3.5.4 Female migration over 3 years

Description	2006 %	2007 %	2008	
			%	Number
Total number of migrants	2.2%	2.8%	2.2%	2,006 person(s)
Number of female migrants	1.3%	1.6%	1.3%	1,156 person(s)
Total number of migrants, who go to work with company/factory (with certain jobs)	1.3%	1.8%	1.4%	1,272 person(s)
Number of female migrants with certain jobs	0.9%	1.1%	1.0%	859 person(s)
Total number of migrants with uncertain jobs	0.9%	1.0%	0.8%	734 person(s)
Number of female migrants with uncertain jobs	0.4%	0.4%	0.3%	297 person(s)

Note: Calculated as a percentage of the total population

3.5.5 Percentage female Migrants with certain and uncertain Jobs, by Commune, in 2008



Note: Calculated as a percentage of the total population of the commune

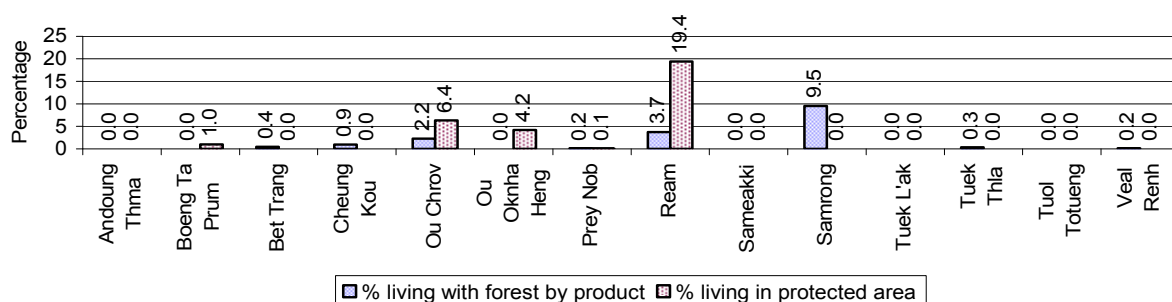
4 Natural Resources and Environment (NRE)

4.1 Families involved with NRE issues over 3 years

Description	2006 %	2007 %	2008	
			%	Number
Families living with forest by products	0 %	1 %	1 %	227 families
Families living in a protected area	4 %	2 %	3 %	496 families
Houses with access to garbage collection service	1 %	2 %	1 %	192 families
Families affected by environmental pollution	8 %	4 %	3 %	584 families
Families using chemical fertilizer	40 %	39 %	34 %	5,807 families
Families using chemical pesticide	20 %	25 %	20 %	3,504 families

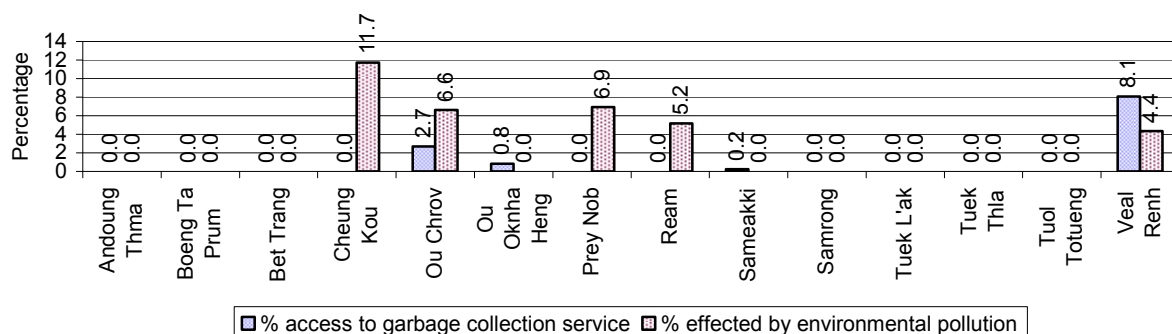
Note: Calculated as a percentage of the total number of families

4.2 Percentage of Families involved with Natural Resource issues, by Commune, for 2008



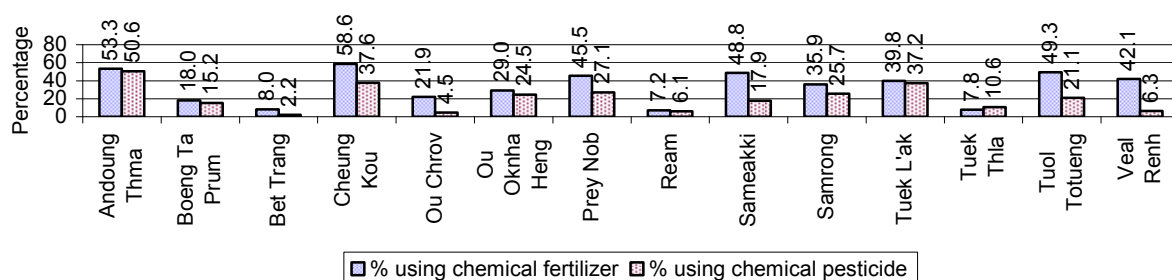
Note: Calculated as a percentage of the number of families in each commune

4.3 Percentage Houses with access to Garbage collection and Families affected by environmental Pollution, by Commune, for 2008



Note: Garbage collection is calculated as a percentage of the total number of houses in each commune and families affected by environmental pollution is calculated as a percentage of the total number of families in each commune.

4.4 Percentage Families using chemical Fertilizer and chemical Pesticides, by Commune, for 2008



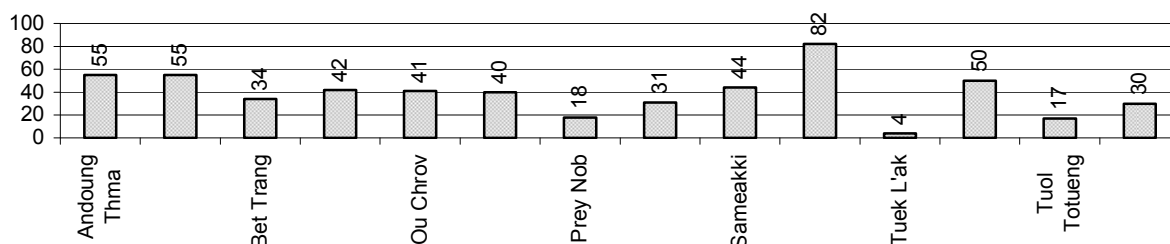
Note: Calculated as a percentage of the total number of families in each commune

5 Administration and Security

5.1 Birth Registration across 3 years

Description	2006	2007	2008
Number of infants to be registered	949 person(s)	1,126 person(s)	1,041 person(s)
Number of unregistered infants the year	420 person(s)	595 person(s)	543 person(s)
Percentage of infants unregistered	44 %	53 %	52 %

5.2 Number of unregistered Infants born in 2008, by Commune

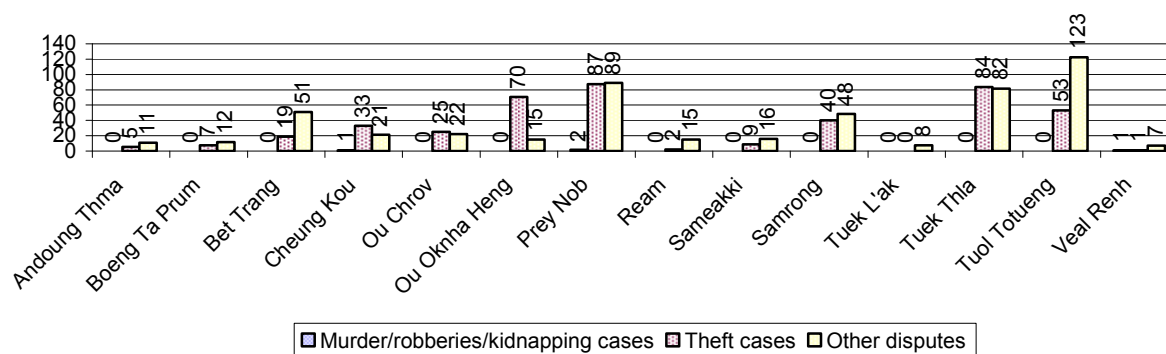


5.3 Registered criminal Cases over 3 years

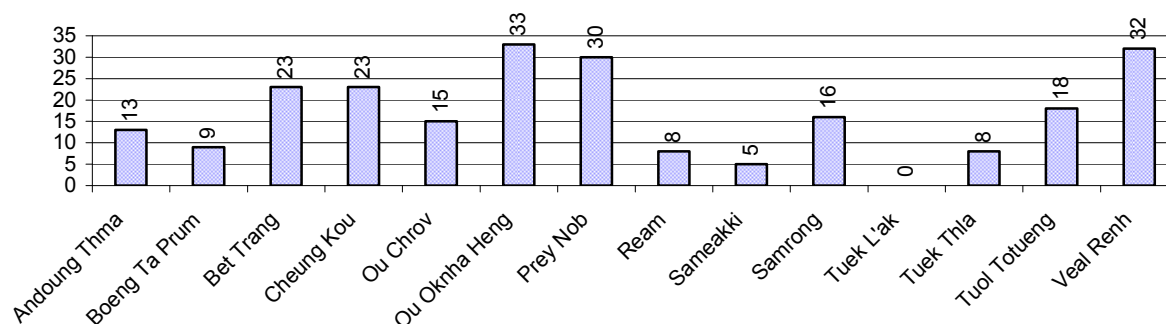
Description	2006	2007	2008
Murders, robberies and kidnapping cases	7 case(s)	4 case(s)	3 case(s)
Theft cases	302 case(s)	253 case(s)	273 case(s)
land dispute cases	278 case(s)	228 case(s)	233 case(s)
Other disputes cases	338 case(s)	245 case(s)	291 case(s)

Note: this reflects only registered criminal cases

5.4 Registered criminal Cases per 10,000 people, by Commune, for 2008



5.5 Number of registered Land Disputes, by Commune, in 2008

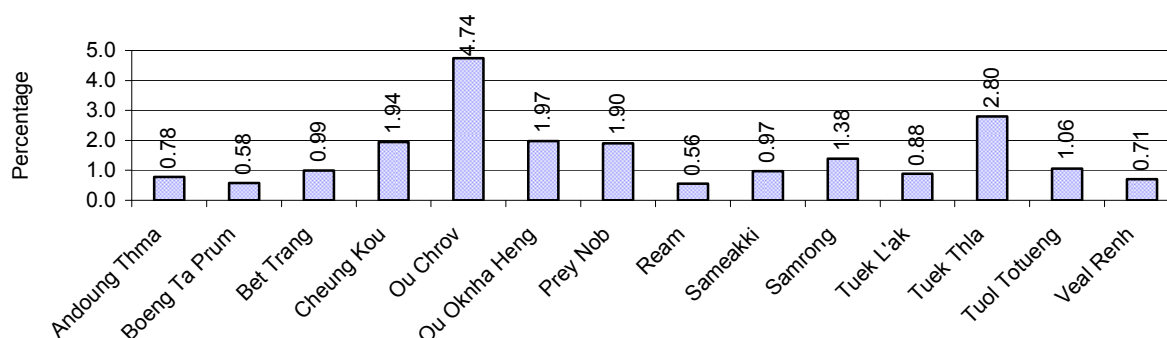


6 Gender

6.1 Registered Domestic Violence over 3 years

Description		2006	2007	2008
Families experiencing domestic violence		325 families	295 families	259 families(s)
% families experiencing domestic violence		2 %	2 %	1 %
Domestic violence cases reported by village chiefs		201 case(s)	243 case(s)	215 case(s)
Type	Physical violence	137 case(s)	136 case(s)	125 case(s)
	Sexual violence	4 case(s)	8 case(s)	5 case(s)
	Mental violence	53 case(s)	71 case(s)	39 case(s)
	Household economic violence	7 case(s)	28 case(s)	46 case(s)
Number of administrative decisions on domestic violence		0 case(s)	156 case(s)	140 case(s)
% of administrative decisions on domestic violence		0 %	64 %	65 %

6.2 Percentage of registered cases of Families experiencing domestic Violence, by Commune, in 2008



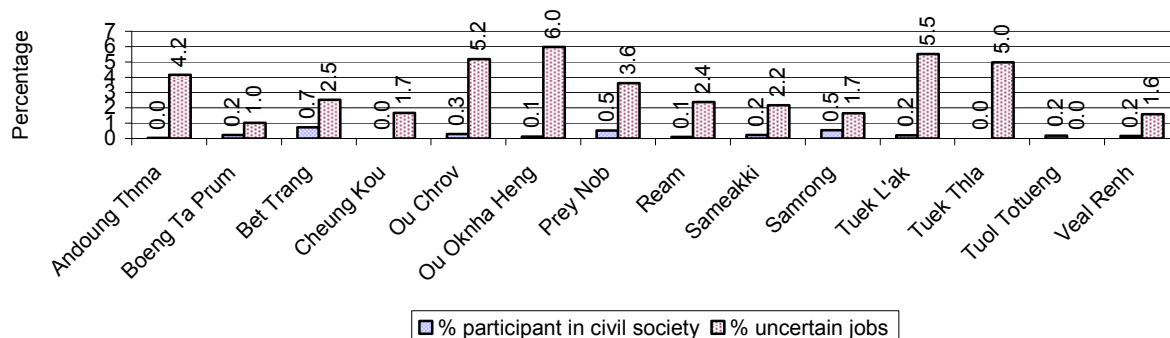
Note: Calculated as a percentage of the total number of families in each commune

6.3 Women's involvement over 3 years

Description	2006 %	2007 %	2008	
			%	Number
People participating in civil society	1%	1%	1%	577 person(s)
Women participating in civil society	0%	0%	0%	192 person(s)
People, 18-60 yrs, with uncertain/irregular jobs	4%	4%	6%	2,435 person(s)
Women, 18-60 yrs, with uncertain/irregular jobs	2%	2%	3%	1,284 person(s)

Note: Participation can be in NGOs, CBOs, credit groups, women's unions, parties and other civil society organizations. The first section is calculated as a percentage of the total population. The second section is calculated as a percentage of the total 18-60 year old population.

6.4 Percentage of Female Participants in Civil Society and of 18-60 year women with uncertain Jobs, by Commune, in 2008



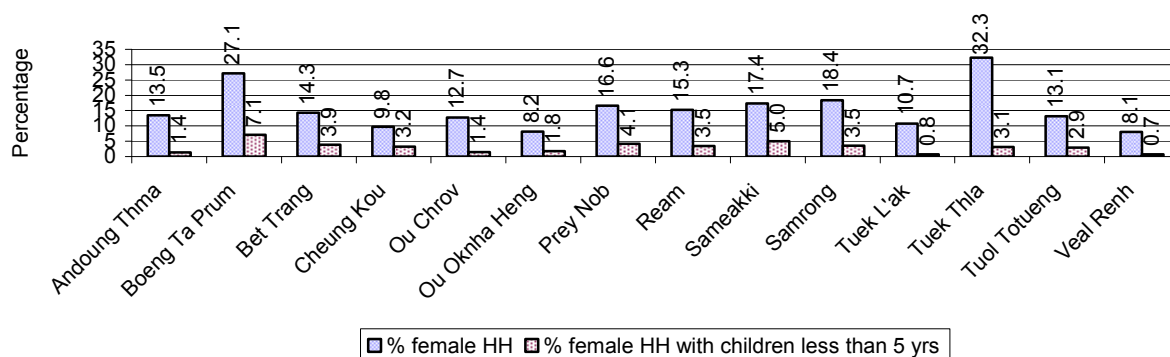
Note: Percentage of female participants in civil society is calculated as a percentage of the total population per commune. The percentage of 18-60 years old women with uncertain jobs is calculated as a percentage of the total 18-60 year old population per commune.

6.5 Female-headed Households over 3 years

Families with:	2006	2007	2008	
	%	%	%	Number
Households in which a woman is the family head	14%	17%	15%	2,565 families
Households in which a woman is the family head with children of less than 5 yrs	3%	4%	3%	520 families

Note: Calculated as a percentage of the total number of families

6.6 Percentage female-headed Households and with Children of less than 5 years old, by Commune, in 2008



Note: Calculated as a percentage of the total number of families in each commune
HH: Headed Household

7 Indigenous People in the District

7.1 Ethnic Minorities in the District over 3 years

Race of indigenous	2006		2007		2008	
	# families	# population	# families	# population	# families	# population
Phnong	0 families	0 person(s)	0 families	0 person(s)	0 families	0 person(s)
Kouy	0 families	0 person(s)	0 families	0 person(s)	0 families	0 person(s)
Stieng	0 families	0 person(s)	0 families	0 person(s)	0 families	0 person(s)
Mil	0 families	0 person(s)	0 families	0 person(s)	0 families	0 person(s)
Kroal	0 families	0 person(s)	0 families	0 person(s)	0 families	0 person(s)
Thmorn	0 families	0 person(s)	0 families	0 person(s)	0 families	0 person(s)
Khaonh	0 families	0 person(s)	0 families	0 person(s)	0 families	0 person(s)
Tompouonn	0 families	0 person(s)	0 families	0 person(s)	0 families	0 person(s)
Charay	0 families	0 person(s)	0 families	0 person(s)	0 families	0 person(s)
Kroeung	0 families	0 person(s)	0 families	0 person(s)	0 families	0 person(s)
Kavet	0 families	0 person(s)	0 families	0 person(s)	0 families	0 person(s)
Saouch	24 families	107 person(s)	24 families	110 person(s)	28 families	117 person(s)
Lun	0 families	0 person(s)	0 families	0 person(s)	0 families	0 person(s)
Kachak	0 families	0 person(s)	0 families	0 person(s)	0 families	0 person(s)
Praov	0 families	0 person(s)	0 families	0 person(s)	0 families	0 person(s)
Others	0 families	0 person(s)	0 families	0 person(s)	0 families	0 person(s)
Total	24 families	107 person(s)	24 families	110 person(s)	28 families	117 person(s)

Note: "Others" refer to other ethnic groups which are not listed.

7.2 Other Minorities in the District over 3 years

Minority	2006		2007		2008	
	# families	# population	# families	# population	# families	# population
Khmer Islamic	1,827 families	8,876 person(s)	1,831 families	9,341 person(s)	1,870 families	9,824 person(s)
Vietnamese	16 families	59 person(s)	12 families	60 person(s)	10 families	47 person(s)
Laos	0 families	0 person(s)	0 families	0 person(s)	0 families	0 person(s)

Note: Number of indigenous and minority population are additional data, so some village may not recorded.

SECTION C: PLANS AND PROJECTS

8 Priorities and Plans

8.1 Priorities of Commune Councils for 2009 in the District by Sector

The District Priority Activity Matrix (DPAM) data are taken from the CDPD. The DPAM is used for the District Integration Workshop (DIW), to show what kind of projects the commune has proposed in their Commune Investment Plan (CIP) for 2009. Donors, departments and other agencies then consider which projects they want to support and which projects they are not interested in. This results in Temporary Agreements between the Commune Council and the Supporter (NGO, Department, private donor, etc), as shown in table 8.2

No.	Project Name	Andoung Thma 180201	Boeng Ta Prum 180202	Bet Trang 180203	Cheung Kou 180204	Ou Chrov 180205	Ou Oknha Heng 180206	Prey Nob 180207
Economic								
1	Compost fertilizer training		6 hole		8 hole		5 hole	
2	Chemical and pesticide application training		4 training		2 training	4 training		
3	Vegetable growing training				1 training	2 training		
4	Fruit tree cultivation training						2 training	
5	Mixed farming system training	2 training	2 training	1 training			2 training	
6	Rice field demonstration							
7	Mushroom growing training		2 training			2 training		
8	Rice cultivation technique training		4 training		1 training	4 training		
9	E.M technique training						2 training	
10	Animal vaccination request	2 time		2 time	2 time	2 time	2 time	2 time
11	Village veterinary training		1 training	1 training		2 training		
12	Animal raising training	2 training	2 training		2 training	3 training	2 training	
13	Pig raising training							
14	Livestock feed producing training		2 training					
15	Cow raising training							
16	Rice seed request		1 T	1 T	2 T	1 T		2 T
17	Fruit trees seedling request		1000 Tree	600 Tree		1000 Tree		5000 Tree
18	Calf for raising request	20 Head	10 Head	20 Head	18 Head	25 Head	30 Head	25 Head
19	Sow for raising request		20 Head	20 Head				30 Head
20	Pesticide request					4 time		
21	Agricultural tools request	5 set						5 set
22	Vegetable seeds request							
23	Chicken request			200 Head				400 Head
24	Vegetable seed and farming tools request		20 Kg	5 Kg	45 Kg			

District Data Book 2009: Development Plans and Projects

No.	Project Name	Andoung Thma	Boeng Ta Prum	Bet Trang	Cheung Kou	Ou Chrov	Ou Oknha Heng	Prey Nob
		180201	180202	180203	180204	180205	180206	180207
25	Family fish pond construction							5 Pond
26	Fish raising training		2 training			2 training	2 training	
27	Fish fingerling request		10000 fingerling			20000 fingerling	10000 fingerling	
28	Road maintenance committee							
29	Road maintenance project							
30	Laterite/natural gravel road construction		3000 m		12000 m			
31	Bridger construction	2 place						1 place
32	Asphalt road construction		2000 m			1000 m		
33	Mass concrete road construction		200 m				500 m	450 m
34	Laterite/natural gravel road repairing	2100 m		1500 m	6158 m	2000 m	2400 m	3000 m
35	Culvert repairing	5 place			24 place		8 place	1 place
36	Bridger repairing			1 place				
37	Dam construction					2500 m		
38	Water gate construction					1 place		1 place
39	Water gate plug construction				5 place			
40	Reservoirs construction							
41	Irrigation pond construction		3 Pond					
42	Canal repairing	2500 m	3000 m	2800 m	2900 m	3000 m	5000 m	3500 m
43	Dam repairing			700 m			300 m	
44	Water gate repairing							
45	Reservoirs repairing				1 place	2 place		
46	Cash credit					5 time		4 time
47	Market place creation/construction					1 place		
48	Electricity supply	6000 m	8000 m			10000 m		
Social								
1	Family planning		12 time	12 time		12 time		
2	Reproductive health awareness education		6 time				6 time	
3	Antenatal care service accessibility improvement		12 time			12 time		
4	HIV/AIDS orphan children assistance						4 time	
5	Transmitted disease education and prevention			6 time		12 time		
6	Food safety and hygiene education					4 time		
7	Women and children health care education							
8	Transmitting disease prevention education							

District Data Book 2009: Development Plans and Projects

No.	Project Name	Andoung Thma	Boeng Ta Prum	Bet Trang	Cheung Kou	Ou Chrov	Ou Oknha Heng	Prey Nob
		180201	180202	180203	180204	180205	180206	180207
9	Maternal health education							
10	Children immunization provision	6 time	4 time	6 time		4 time		
11	Anti-tetanus vaccination		12 time			12 time		
12	Women immunization							
13	Antenatal vaccination provision							
14	Health clinic service							
15	Health consultation/treatment at home							
16	TB/leprosy patients searching		12 time			12 time		
17	Mosquito nets distribution/treatment							2 time
18	Mosquito larvae removal treatment							4 time
19	Dengue fever education programme		4 time			4 time		
20	Maternal health care service activation/creation					12 time		
21	Ferric tablet and Vitamin A distribution campaign							
22	Nutrition support	4 time	6 time			12 time		
23	Latrine construction	20 toilet	30 toilet	60 toilet	45 toilet	60 toilet	50 toilet	60 toilet
24	Sanitation education		4 time			5 time	6 time	
25	Village health post construction			1 place				1 place
26	Water filter equipment supply							
27	Water supply			1000 m				3000 m
28	Family wate jars provision					5 Pond		
29	Pump wells construction		6 well	20 well		5 well	5 well	10 well
30	Ring wells construction	20 well	12 well	20 well		20 well	20 well	20 well
31	Literacy class		6 class	1 class		5 class		
32	School renovation			1 building				
33	School building						1 building	1 building
34	Kindergarten school construction/repair			2 class				
35	Motivating pupil's parents for school enrollment				1 time		2 time	
36	Teacher/volunteer teacher need							
37	Education for all dissemination							
38	School materials support to poor pupils	2 time	2 time	4 time		4 time	2 time	
39	Vocational training				1 training			
40	Engine/car repairing skill training	1 training						
41	Bicycle/motorcycle/radio repairing skill training			1 training		2 training		
42	Skill training project						2 training	

District Data Book 2009: Development Plans and Projects

No.	Project Name	Andoung Thma	Boeng Ta Prum	Bet Trang	Cheung Kou	Ou Chrov	Ou Oknha Heng	Prey Nob
		180201	180202	180203	180204	180205	180206	180207
43	Electric equipment repair skill training							
44	School visit/monitoring				1 time			
45	Emergency assistance network/relief preparation							
46	Vulnerable group aid/support							
47	Widows family assistance/support			6 time				
NREM								
1	Environmental awareness and law education							
2	Fishery law education	2 time	2 time	2 time	1 time		2 time	
3	Forestry law education	2 time			1 time		2 time	
4	Education on importance of the forests	2 time						
5	Wildlife protection law education							2 time
6	Environmental poster installation							
7	Forestry protection poster setting up			50 board				6 board
8	Tree plantation project	2000 Tree	2500 Tree		10000 Tree			5000 Tree
9	Establishment of tree nursery		1 place					
10	Flooded forest rehabilitation/planting		10000 Tree	5000 Tree		1000 Tree		
11	Illegal fishing prevention			12 time				12 time
12	Strengthening fishery community	1 Fishing Community	1 Fishing Community			1 Fishing Community		1 Fishing Community
13	Fish habitat/fish species protection/conservation							10 piece
14	Flooded forest clearance prevention					12 time		
15	Community flooded forestry support			1 Forestry Community				
16	Fishing boundary identification						1 place	
17	Community forestry activities support				1 Forestry Community			1 Forestry Community
18	Wildlife hunting prevention strengthening							8 piece
19	Drainage system rehabilitation		400 m					
20	Sewage culvert system construction/rehabilitation							500 m
21	Waste dumping creation/improvement					2 place		
22	Public rubbish bin sitting					50 Garbage bin	10 Garbage bin	20 Garbage bin

District Data Book 2009: Development Plans and Projects

No.	Project Name	Andoung Thma	Boeng Ta Prum	Bet Trang	Cheung Kou	Ou Chrov	Ou Oknha Heng	Prey Nob
		180201	180202	180203	180204	180205	180206	180207
23	Waste collection service creation/improvement							1 Team
24	New sewage system construction					600 m		
25	Household waste management education							
26	Biogas cooking project		2 time			4 time	4 time	2 time
Administration and Security								
1	Civil registration encouragement		12 time			4 time	6 time	12 time
2	CC capacity strengthening							1 time
3	Administration and commune law training						1 training	
4	Conflict resolution training						1 training	
5	Village level capacity building						1 time	
6	Village/commune data collection strengthening			4 time	2 time			
7	Project implementation/administration strengthening							
8	Commune office construction/renovation		1 building	1 building				
9	Village office construction/renovation		6 place	3 place		2 place		5 place
10	Transportation mean requesting		6 set			5 set		
11	Commune office furniture							150 m
12	Minor construction work of commune office							
13	Commune yard earth elevation							100 m3
14	Land law dissemination			2 time	1 time	2 time	2 time	2 time
15	Provision of land titles/certificates		600 doc	682 doc	400 doc	875 doc	200 doc	1165 doc
16	Dwelling numbering		400 house			800 house		
17	Social land concession project					100 ha		
18	People guard activities formation/strengthening	5 Team	6 Team	3 Team		5 Team		5 Team
19	Drug and related law education		12 time	12 time	12 time	12 time	12 time	6 time
20	Local security strengthening							
21	Gambling control/elimination activation	12 time	12 time		12 time			12 time
22	Stealing elimination activation							12 time
23	Security post creation/construction/repairing		1 place				5 place	
24	Gangs gathering educated for local security	12 time	12 time	12 time		12 time		12 time
25	Local police capacity building/strengthening	1 time	1 time		1 time	1 time		
26	Identification card issued			12 time				
27	Crop/livestock protection activities							
28	Human right and related law education				4 time			
29	Local information dissemination							

District Data Book 2009: Development Plans and Projects

No.	Project Name	Andoung Thma	Boeng Ta Prum	Bet Trang	Cheung Kou	Ou Chrov	Ou Oknha Heng	Prey Nob
		180201	180202	180203	180204	180205	180206	180207
30	Traffic law and public order dissemination		4 time					
31	TV/Radio broadcasting of local news							
32	Women association formation/support			1 Team				
33	Livelihood community improvement establishment/support						5 Team	
34	Local community establishment/strengthening			1 Team				
Gender								
1	Gender mainstreaming in CIP						1 time	
2	Women role in development strengthening/dissemination	2 time	6 time	6 time		6 time		
3	Gender mainstreaming among local people	5 training	6 training			4 training		
4	Gender concept/equity mainstreaming						4 training	
5	Women & Children FP strengthening				4 time			
6	Women capacity building for social participation							
7	Woman and children's rights dissemination		4 training			6 training		
8	Women vocational training							
9	Tailor skill training		2 training			2 training		
10	Lady makeup/hair dressing skill training			1 training		2 training		
11	Materials support to create women job							
12	Law against domestic violence dissemination	4 time	6 time	6 time	4 time	6 time	6 time	6 time
13	Rescue children & women from violence						4 time	
14	Alcohol reduction education							2 training
15	Law against trafficking dissemination	6 time	6 time	6 time	4 time	6 time	6 time	6 time
16	Trafficking of women/children control activity strengthening				12 time			
17	Swindle trick of broker prevention education						4 time	
18	Children's labor exploitation elimination		12 time			12 time		
19	Swindle trick of broker prevention education		6 time					6 time

District Data Book 2009: Development Plans and Projects

Continue...

Continue...

No.	Project Name	Ream	Sameakki	Samrong	Tuek L'ak	Tuek Thla	Tuol Totueng	Veal Renh
		180208	180209	180210	180211	180212	180213	180214
Economic								
1	Compost fertilizer training		3 hole	5 hole		6 hole		2 hole
2	Chemical and pesticide application training			4 training	4 training	2 training		3 training
3	Vegetable growing training	1 training		3 training	4 training	2 training		4 training
4	Fruit tree cultivation training			4 training		4 training		
5	Mixed farming system training						4 training	
6	Rice field demonstration				750 m2	3000 m2		
7	Mushroom growing training							
8	Rice cultivation technique training				4 training	4 training		2 training
9	E.M technique training							
10	Animal vaccination request	4 time	2 time	2 time	2 time	2 time	2 time	2 time
11	Village veterinary training							
12	Animal raising training				2 training	2 training		
13	Pig raising training							2 training
14	Livestock feed producing training							
15	Cow raising training		2 training					2 training
16	Rice seed request	2 T		2 T	3 T		2 T	1 T
17	Fruit trees seedling request		200 Tree	1000 Tree	1000 Tree			
18	Calf for raising request	20 Head	30 Head	20 Head	20 Head	15 Head	40 Head	
19	Sow for raising request	20 Head						40 Head
20	Pesticide request							
21	Agricultural tools request							
22	Vegetable seeds request			30 Kg				
23	Chicken request	200 Head						
24	Vegetable seed and farming tools request	10 Kg			20 Kg	20 Kg		20 Kg
25	Family fish pond construction	4 Pond		10 Pond		20 Pond	6 Pond	
26	Fish raising training		4 training	4 training		2 training		
27	Fish fingerling request	50000 fingerling					7000 fingerling	
28	Road maintenance committee							2 time
29	Road maintenance project	627 m						
30	Laterite/natural gravel road construction							2000 m
31	Bridger construction							

District Data Book 2009: Development Plans and Projects

No.	Project Name	Ream	Sameakki	Samrong	Tuek L'ak	Tuek Thla	Tuol Totueng	Veal Renh
		180208	180209	180210	180211	180212	180213	180214
32	Asphalt road construction							
33	Mass concrete road construction							450 m
34	Laterite/natural gravel road repairing	3550 m	12000 m	1650 m	2000 m	1200 m	2500 m	500 m
35	Culvert repairing		6 place	5 place	3 place			3 place
36	Bridger repairing							
37	Dam construction		12000 m		7200 m	12800 m		
38	Water gate construction							
39	Water gate plug construction				1 place	1 place	1 place	
40	Reservoirs construction			1 place				
41	Irrigation pond construction							
42	Canal repairing	1500 m		5000 m	1460 m		950 m	1800 m
43	Dam repairing							
44	Water gate repairing	4 place						
45	Reservoirs repairing		2 place				1 place	
46	Cash credit							
47	Market place creation/construction							
48	Electricity supply						3000 m	
Social								
1	Family planning							
2	Reproductive health awareness education			6 time				
3	Antenatal care service accessibility improvement							
4	HIV/AIDS orphan children assistance							
5	Transmitted disease education and prevention							
6	Food safety and hygiene education							
7	Women and children health care education				12 time		12 time	
8	Transmitting disease prevention education	12 time					6 time	12 time
9	Maternal health education			12 time				
10	Children immunization provision	6 time	4 time	4 time	4 time	6 time	4 time	4 time
11	Anti-tetanus vaccination							
12	Women immunization		12 time	12 time	12 time	12 time		
13	Antenatal vaccination provision		12 time					
14	Health clinic service			12 time		12 time		
15	Health consultation/treatment at home		12 time		12 time	12 time		
16	TB/leprosy patients searching							

District Data Book 2009: Development Plans and Projects

No.	Project Name	Ream	Sameakki	Samrong	Tuek L'ak	Tuek Thla	Tuol Totueng	Veal Renh
		180208	180209	180210	180211	180212	180213	180214
17	Mosquito nets distribution/treatment							
18	Mosquito larvae removal treatment							
19	Dengue fever education programme							
20	Maternal health care service activation/creation							
21	Ferric tablet and Vitamin A distribution campaign	6 time						
22	Nutrition support						6 time	
23	Latrine construction	20 toilet	40 toilet	40 toilet	30 toilet	40 toilet	40 toilet	40 toilet
24	Sanitation education		12 time		12 time	12 time		6 time
25	Village health post construction						1 place	
26	Water filter equipment supply		40 Container	150 Container	40 Container	183 Container		
27	Water supply			3000 m				
28	Family wate jars provision						3 Pond	
29	Pump wells construction	8 well		8 well				3 well
30	Ring wells construction	20 well	20 well	15 well	7 well	10 well	12 well	10 well
31	Literacy class	4 class	3 class				4 class	2 class
32	School renovation							
33	School building		2 building					
34	Kindergarten school construction/repair	4 class	3 class	5 class	4 class	2 class		
35	Motivating pupil's parents for school enrollment		2 time	1 time				1 time
36	Teacher/volunteer teacher need					2 person		
37	Education for all dissemination				2 time			
38	School materials support to poor pupils	2 time	3 time	2 time	2 time	2 time	2 time	
39	Vocational training			2 training				
40	Engine/car repairing skill training					2 training		
41	Bicycle/motorcycle/radio repairing skill training							
42	Skill training project		3 training					
43	Electric equipment repair skill training	1 training						
44	School visit/monitoring							
45	Emergency assistance network/relief preparation					4 time		
46	Vulnerable group aid/support		2 time		6 time			
47	Widows family assistance/support							
NREM								
1	Environmental awareness and law education		2 time	5 time	4 time	2 time		2 time

District Data Book 2009: Development Plans and Projects

No.	Project Name	Ream	Sameakki	Samrong	Tuek L'ak	Tuek Thla	Tuol Totueng	Veal Renh
		180208	180209	180210	180211	180212	180213	180214
2	Fishery law education	2 time	2 time		2 time		2 time	2 time
3	Forestry law education		2 time			2 time		2 time
4	Education on importance of the forests							
5	Wildlife protection law education							
6	Environmental poster installation	4 board						3 board
7	Forestry protection poster setting up	3 board				4 board		
8	Tree plantation project	5000 Tree	500 Tree	5000 Tree		1000 Tree		
9	Establishment of tree nursery							
10	Flooded forest rehabilitation/planting						2000 Tree	
11	Illegal fishing prevention	12 time	12 time	12 time	12 time	12 time		12 time
12	Strengthening fishery community	2 Fishing Community					1 Fishing Community	
13	Fish habitat/fish species protection/conservation							
14	Flooded forest clearance prevention	6 time	12 time					12 time
15	Community flooded forestry support							
16	Fishing boundary identification							
17	Community forestry activities support		1 Forestry Community	1 Forestry Community	1 Forestry Community	1 Forestry Community		
18	Wildlife hunting prevention strengthening						20 piece	
19	Drainage system rehabilitation	240 m						
20	Sewage culvert system construction/rehabilitation							
21	Waste dumping creation/improvement							
22	Public rubbish bin sitting	50 Garbage bin						10 Garbage bin
23	Waste collection service creation/improvement	1 Team						
24	New sewage system construction							
25	Household waste management education							4 time
26	Biogas cooking project							
Administration and Security								
1	Civil registration encouragement	4 time				6 time	12 time	
2	CC capacity strengthening							
3	Administration and commune law training							
4	Conflict resolution training							

District Data Book 2009: Development Plans and Projects

No.	Project Name	Ream	Sameakki	Samrong	Tuek L'ak	Tuek Thla	Tuol Totueng	Veal Renh
		180208	180209	180210	180211	180212	180213	180214
5	Village level capacity building							
6	Village/commune data collection strengthening							
7	Project implementation/administration strengthening	12 time						
8	Commune office construction/renovation			1 building	1 building	1 building	1 building	
9	Village office construction/renovation	4 place		5 place	1 place			
10	Transportation mean requesting							
11	Commune office furniture							
12	Minor construction work of commune office						152 m	
13	Commune yard earth elevation							
14	Land law dissemination	2 time	2 time	4 time	2 time			
15	Provision of land titles/certificates	1627 doc	300 doc	1000 doc			970 doc	200 doc
16	Dwelling numbering							
17	Social land concession project							
18	People guard activities formation/strengthening	4 Team	3 Team	5 Team	4 Team	4 Team		3 Team
19	Drug and related law education					12 time	12 time	
20	Local security strengthening				12 time			
21	Gambling control/elimination activation		12 time	12 time	12 time	12 time		
22	Stealing elimination activation							
23	Security post creation/construction/repairing							
24	Gangs gathering educated for local security	12 time	12 time	12 time	12 time	12 time		12 time
25	Local police capacity building/strengthening						2 time	2 time
26	Identification card issued							4 time
27	Crop/livestock protection activities				6 time			
28	Human right and related law education		6 time		6 time			
29	Local information dissemination					6 time		
30	Traffic law and public order dissemination							4 time
31	TV/Radio broadcasting of local news							2 time
32	Women association formation/support							
33	Livelihood community improvement establishment/support							
34	Local community establishment/strengthening			1 Team		1 Team		
Gender								
1	Gender mainstreaming in CIP							
2	Women role in development		4 time	4 time		6 time		4 time

District Data Book 2009: Development Plans and Projects

No.	Project Name	Ream	Sameakki	Samrong	Tuek L'ak	Tuek Thla	Tuol Totueng	Veal Renh
		180208	180209	180210	180211	180212	180213	180214
	strengthening/dissemination							
3	Gender mainstreaming among local people	6 training						
4	Gender concept/equity mainstreaming			4 training	4 training			3 training
5	Women & Children FP strengthening		2 time					2 time
6	Women capacity building for social participation				4 time			
7	Woman and children's rights dissemination					4 training		
8	Women vocational training					2 training		
9	Tailor skill training					1 training		2 training
10	Lady makeup/hair dressing skill training	1 training						
11	Materials support to create women job						4 time	
12	Law against domestic violence dissemination	4 time	4 time	4 time		4 time	6 time	6 time
13	Rescue children & women from violence		6 time	4 time	4 time	6 time		
14	Alcohol reduction education						4 training	
15	Law against trafficking dissemination	4 time	4 time	6 time			6 time	6 time
16	Trafficking of women/children control activity strengthening							
17	Swindle trick of broker prevention education				4 time	4 time		
18	Children's labor exploitation elimination	6 time		6 time				
19	Swindle trick of broker prevention education							

Continue...

Continue...

No.	Project Name	Req.Project
		Total
Economic		
1	Compost fertilizer training	7
2	Chemical and pesticide application training	7
3	Vegetable growing training	7
4	Fruit tree cultivation training	3
5	Mixed farming system training	5
6	Rice field demonstration	2
7	Mushroom growing training	2
8	Rice cultivation technique training	6
9	E.M technique training	1
10	Animal vaccination request	13

District Data Book 2009: Development Plans and Projects

No.	Project Name	Req.Project
		Total
11	Village veterinary training	3
12	Animal raising training	7
13	Pig raising training	1
14	Livestock feed producing training	1
15	Cow raising training	2
16	Rice seed request	10
17	Fruit trees seedling request	7
18	Calf for raising request	13
19	Sow for raising request	5
20	Pesticide request	1
21	Agricultural tools request	2
22	Vegetable seeds request	1
23	Chicken request	3
24	Vegetable seed and farming tools request	7
25	Family fish pond construction	5
26	Fish raising training	6
27	Fish fingerling request	5
28	Road maintenance committee	1
29	Road maintenance project	1
30	Laterite/natural gravel road construction	3
31	Bridger construction	2
32	Asphalt road construction	2
33	Mass concrete road construction	4
34	Laterite/natural gravel road repairing	13
35	Culvert repairing	8
36	Bridger repairing	1
37	Dam construction	4
38	Water gate construction	2
39	Water gate plug construction	4
40	Reservoirs construction	1
41	Irrigation pond construction	1
42	Canal repairing	12
43	Dam repairing	2
44	Water gate repairing	1
45	Reservoirs repairing	4

District Data Book 2009: Development Plans and Projects

No.	Project Name	Req.Project
		Total
46	Cash credit	2
47	Market place creation/construction	1
48	Electricity supply	4
Social		
1	Family planning	3
2	Reproductive health awareness education	3
3	Antenatal care service accessibility improvement	2
4	HIV/AIDS orphan children assistance	1
5	Transmitted disease education and prevention	2
6	Food safety and hygiene education	1
7	Women and children health care education	2
8	Transmitting disease prevention education	3
9	Maternal health education	1
10	Children immunization provision	11
11	Anti-tetanus vaccination	2
12	Women immunization	4
13	Antenatal vaccination provision	1
14	Health clinic service	2
15	Health consultation/treatment at home	3
16	TB/leprosy patients searching	2
17	Mosquito nets distribution/treatment	1
18	Mosquito larvae removal treatment	1
19	Dengue fever education programme	2
20	Maternal health care service activation/creation	1
21	Ferric tablet and Vitamin A distribution campaign	1
22	Nutrition support	4
23	Latrine construction	14
24	Sanitation education	7
25	Village health post construction	3
26	Water filter equipment supply	4
27	Water supply	3
28	Family wate jars provision	2
29	Pump wells construction	8
30	Ring wells construction	13
31	Literacy class	7

District Data Book 2009: Development Plans and Projects

No.	Project Name	Req.Project
		Total
32	School renovation	1
33	School building	3
34	Kindergarten school construction/repair	6
35	Motivating pupil's parents for school enrollment	5
36	Teacher/volunteer teacher need	1
37	Education for all dissemination	1
38	School materials support to poor pupils	11
39	Vocational training	2
40	Engine/car repairing skill training	2
41	Bicycle/motorcycle/radio repairing skill training	2
42	Skill training project	2
43	Electric equipment repair skill training	1
44	School visit/monitoring	1
45	Emergency assistance network/relief preparation	1
46	Vulnerable group aid/support	2
47	Widows family assistance/support	1
NREM		
1	Environmental awareness and law education	5
2	Fishery law education	10
3	Forestry law education	6
4	Education on importance of the forests	1
5	Wildlife protection law education	1
6	Environmental poster installation	2
7	Forestry protection poster setting up	4
8	Tree plantation project	8
9	Establishment of tree nursery	1
10	Flooded forest rehabilitation/planting	4
11	Illegal fishing prevention	8
12	Strengthening fishery community	6
13	Fish habitat/fish species protection/conservation	1
14	Flooded forest clearance prevention	4
15	Community flooded forestry support	1
16	Fishing boundary identification	1
17	Community forestry activities support	6
18	Wildlife hunting prevention strengthening	2

District Data Book 2009: Development Plans and Projects

No.	Project Name	Req.Project
		Total
19	Drainage system rehabilitation	2
20	Sewage culvert system construction/rehabilitation	1
21	Waste dumping creation/improvement	1
22	Public rubbish bin sitting	5
23	Waste collection service creation/improvement	2
24	New sewage system construction	1
25	Household waste management education	1
26	Biogas cooking project	4
Administration and Security		
1	Civil registration encouragement	7
2	CC capacity strengthening	1
3	Administration and commune law training	1
4	Conflict resolution training	1
5	Village level capacity building	1
6	Village/commune data collection strengthening	2
7	Project implementation/administration strengthening	1
8	Commune office construction/renovation	6
9	Village office construction/renovation	7
10	Transportation mean requesting	2
11	Commune office furniture	1
12	Minor construction work of commune office	1
13	Commune yard earth elevation	1
14	Land law dissemination	9
15	Provision of land titles/certificates	11
16	Dwelling numbering	2
17	Social land concession project	1
18	People guard activities formation/strengthening	11
19	Drug and related law education	8
20	Local security strengthening	1
21	Gambling control/elimination activation	8
22	Stealing elimination activation	1
23	Security post creation/construction/repairing	2
24	Gangs gathering educated for local security	11
25	Local police capacity building/strengthening	6
26	Identification card issued	2

District Data Book 2009: Development Plans and Projects

No.	Project Name	Req.Project
		Total
27	Crop/livestock protection activities	1
28	Human right and related law education	3
29	Local information dissemination	1
30	Traffic law and public order dissemination	2
31	TV/Radio broadcasting of local news	1
32	Women association formation/support	1
33	Livelihood community improvement establishment/support	1
34	Local community establishment/strengthening	3
Gender		
1	Gender mainstreaming in CIP	1
2	Women role in development strengthening/dissemination	8
3	Gender mainstreaming among local people	4
4	Gender concept/equity mainstreaming	4
5	Women & Children FP strengthening	3
6	Women capacity building for social participation	1
7	Woman and children's rights dissemination	3
8	Women vocational training	1
9	Tailor skill training	4
10	Lady makeup/hair dressing skill training	3
11	Materials support to create women job	1
12	Law against domestic violence dissemination	13
13	Rescue children & women from violence	5
14	Alcohol reduction education	2
15	Law against trafficking dissemination	12
16	Trafficking of women/children control activity strengthening	1
17	Swindle trick of broker prevention education	3
18	Children's labor exploitation elimination	4
19	Swindle trick of broker prevention education	2

Source: CDPD – District Priority Matrix

8.2 Temporary Agreements by Commune, for 2009²

At the District Integration Workshop (DIW) the Supporters (donors, agencies, private donors, NGOs, etc.) identify which projects/activities they would like to support or they put forward their own projects to be implemented in a particular commune. Once there is agreement between Commune Councils and Supporters on specific projects a **Temporary Agreement** is signed by the commune and the Supporter to show their mutual commitment to the identified projects/activities.

It is important to keep in mind that such Temporary Agreements do not necessarily result in implementation.

8.2.1 Temporary Agreements for 2009 as per DIW 2008 for Commune: Andoung Thma

Commune GIS	Commune	Temporary Agreements				Supporter	Funding Source	Listed in CIP before DIW
		Project Name	Quantity	Unit	Est.Cost (K.Riels)			
Economic								
180201	Andoung Thma		1000	m	25000			✓
180201	Andoung Thma	Livestock vaccination provision	2	time	800	Department of Agriculture Forestry and Fisheries	PIF	✓
180201	Andoung Thma	Vegetable growing training	1	Course/year	600	Department of Labor and Vocational Training	PIF	□
180201	Andoung Thma	E.M technique training	1	Course/year	400	Department of Labor and Vocational Training	PIF	□
180201	Andoung Thma	Compost fertilizer training	1	Course/year	400	Department of Labor and Vocational Training	PIF	□
180201	Andoung Thma	Electricity supply	6000	m	60000			✓
180201	Andoung Thma	Mixed farming system training	1	Course/year	800	Department of Agriculture Forestry and Fisheries	PIF	✓
180201	Andoung Thma	Animal raising training	1	Course/year	600	Department of Labor and Vocational Training	PIF	✓
180201	Andoung Thma	Animal raising training	1	Course/year	600	Department of Agriculture Forestry and Fisheries	PIF	✓
Social								
180201	Andoung Thma	Latrine construction	10	toilet	6000	Department of Rural Development		✓

² Not all the data from the CDPD has been translated to English, this has resulted in some cells in the TA tables being blank.

District Data Book 2009: Development Plans and Projects

Commune GIS	Commune	Temporary Agreements				Supporter	Funding Source	Listed in CIP befor DIW
		Project Name	Quantity	Unit	Est.Cost (K.Riels)			
180201	Andoung Thma	Children immunization provision	4	time	2400	Department of Health		✓
180201	Andoung Thma	Children immunization provision	4	time	2400	Reproductive Health Association of Cambodia		✓
180201	Andoung Thma	Nutrition support	4	time	2000	Department of Health		✓
180201	Andoung Thma	Reproductive health awareness education	2	time	400	Department of Health		□
180201	Andoung Thma	Transmitted disease education and prevention	12	time	3200	Department of Health		□
180201	Andoung Thma	Family planning	12	time	4000	Department of Health		□
180201	Andoung Thma	Reproductive health awareness education	6	time	800	Reproductive Health Association of Cambodia		□
180201	Andoung Thma	Antenatal care service accessibility improvement	12	time	3000	Department of Health		□
180201	Andoung Thma	Antenatal care service accessibility improvement	12	time	2000	Reproductive Health Association of Cambodia		□
180201	Andoung Thma	Nutrition support	2	time	2000	Reproductive Health Association of Cambodia		✓
180201	Andoung Thma	lk	12	time	2800	Department of Health		□
180201	Andoung Thma	HIV/AIDS health care program	12	time	2000	Reproductive Health Association of Cambodia		□
180201	Andoung Thma	HIV/AIDS awareness education	2	time	400	Reproductive Health Association of Cambodia		□
180201	Andoung Thma		50	person	7500	Reproductive Health Association of Cambodia		□
180201	Andoung Thma	Sanitation education	12	time	2800	Department of Health		□
180201	Andoung Thma	Family planning	12	time	3000	Reproductive Health Association of Cambodia		□
180201	Andoung Thma	Sexual disease treatment needs	12	time	400	Reproductive Health Association of Cambodia		□

District Data Book 2009: Development Plans and Projects

Commune GIS	Commune	Temporary Agreements				Supporter	Funding Source	Listed in CIP befor DIW
		Project Name	Quantity	Unit	Est.Cost (K.Riels)			
180201	Andoung Thma	Food safety and hygiene education	4	time	1600	Department of Health		<input type="checkbox"/>
180201	Andoung Thma	AIDS infected people care at home	12	time	2000	Department of Health		<input type="checkbox"/>
180201	Andoung Thma	kl	12	time	1200	Department of Health		<input type="checkbox"/>
180201	Andoung Thma	TB/leprosy patients searching	12	time	2400	Department of Health		<input type="checkbox"/>
180201	Andoung Thma	Malaria awareness education	12	time	2400	Department of Health		<input type="checkbox"/>
180201	Andoung Thma	Mosquito larvae removal treatment	2	time	1000	Department of Health		<input type="checkbox"/>
180201	Andoung Thma	Dengue fever education programme	4	time	2000	Department of Health		<input type="checkbox"/>
180201	Andoung Thma	Health clinic service	24	time	3000	Department of Health		<input type="checkbox"/>
180201	Andoung Thma	Antenatal vaccination provision	12	time	1000	Department of Health		<input type="checkbox"/>
180201	Andoung Thma	Women immunization	4	time	4000	Department of Health		<input type="checkbox"/>
180201	Andoung Thma	Women and children health care education	6	time	2000	Department of Health		<input type="checkbox"/>
NREM								
180201	Andoung Thma	Tree plantation project	1000	Tree	1000	Forest administration	PIF	✓
180201	Andoung Thma	Forestry law education	1	time	300	Forest administration	PIF	✓
180201	Andoung Thma	Strengthening fishery community	1	Fishing Community	1000			✓
Administration and Security								
180201	Andoung Thma	TV/Radio broadcasting of local news	1	time	240	Department of Information	PIF	<input type="checkbox"/>
180201	Andoung Thma	Provision of land titles/certificates	1165	doc	12000	Department of Land Management, Urban	PIF	<input type="checkbox"/>

Commune GIS	Commune	Temporary Agreements				Supporter	Funding Source	Listed in CIP before DIW
		Project Name	Quantity	Unit	Est.Cost (K.Riels)			
						Planning & Construction		
Gender								
180201	Andoung Thma	Women role in development strengthening/dissemination	1	time	240	Department of Women	PIF	✓
180201	Andoung Thma	Gender mainstreaming among local people	1	Course/year	240	Department of Women	PIF	✓
180201	Andoung Thma	Anti-trafficking of women and children law dissemination	1	time	240	Department of Women	PIF	✓
180201	Andoung Thma	Women role in development strengthening/dissemination	1	time	240	Department of Women	PIF	□
180201	Andoung Thma	Law against domestic violence dissemination	1	time	240	Department of Women	PIF	✓

8.2.2 Temporary Agreements for 2009 as per DIW 2008 for Commune: Boeng Ta Prum

Commune GIS	Commune	Temporary Agreements				Supporter	Funding Source	Listed in CIP before DIW
		Project Name	Quantity	Unit	Est.Cost (K.Riels)			
Economic								
180202	Boeng Ta Prum	Animal raising training	1	Course/year	600	Department of Labor and Vocational Training	PIF	✓
180202	Boeng Ta Prum	Compost fertilizer training	1	Course/year	400	Department of Labor and Vocational Training	PIF	✓
180202	Boeng Ta Prum	Compost fertilizer training	1	Course/year	500	Department of Agriculture Forestry and Fisheries	PIF	✓
180202	Boeng Ta Prum	Fruit trees seedling request	500	Tree	500	Department of Agriculture Forestry and Fisheries	PIF	✓
180202	Boeng Ta Prum	Mixed farming system training	1	Course/year	800	Department of Agriculture Forestry and Fisheries	PIF	✓
180202	Boeng Ta Prum	Electricity supply	4000	m	40000			✓
180202	Boeng Ta Prum	Animal raising training	1	Course/year	600	Department of Agriculture Forestry and Fisheries	PIF	✓

District Data Book 2009: Development Plans and Projects

Commune GIS	Commune	Temporary Agreements				Supporter	Funding Source	Listed in CIP before DIW
		Project Name	Quantity	Unit	Est.Cost (K.Riels)			
180202	Boeng Ta Prum	Village veterinary training	1	Course/year	800	Department of Agriculture Forestry and Fisheries	PIF	✓
180202	Boeng Ta Prum		800	m	20000			✓
180202	Boeng Ta Prum	Vegetable seed and farming tools request	10	Kg	100	Department of Agriculture Forestry and Fisheries	PIF	✓
180202	Boeng Ta Prum	Livestock vaccination provision	2	time	800	Department of Agriculture Forestry and Fisheries	PIF	□
180202	Boeng Ta Prum	E.M technique training	1	Course/year	400	Department of Labor and Vocational Training	PIF	□
180202	Boeng Ta Prum	Vegetable growing training	1	Course/year	600	Department of Labor and Vocational Training	PIF	□
180202	Boeng Ta Prum	Mushroom growing training	1	Course/year	600	Department of Labor and Vocational Training	PIF	✓
180202	Boeng Ta Prum	Chemical and pesticide application training	1	Course/year	600	Department of Agriculture Forestry and Fisheries	PIF	✓
180202	Boeng Ta Prum	Rice seed request	100	Kg	300	Department of Agriculture Forestry and Fisheries	PIF	✓
Social								
180202	Boeng Ta Prum	Nutrition support	4	time	2000	Department of Health		✓
180202	Boeng Ta Prum	Health clinic service	24	time	3000	Department of Health		□
180202	Boeng Ta Prum	Children immunization provision	4	time	2400	Reproductive Health Association of Cambodia		✓
180202	Boeng Ta Prum	Dengue fever education programme	4	time	2000	Department of Health		✓
180202	Boeng Ta Prum	Literacy class	1	class	2000	BAICE		✓
180202	Boeng Ta Prum	Literacy class	2	class	4000	Department of Education Youth and Sports		✓
180202	Boeng Ta Prum	TB/leprosy patients searching	12	time	2400	Department of Health		✓
180202	Boeng Ta	Nutrition support	2	time	2000	Reproductive Health		✓

District Data Book 2009: Development Plans and Projects

Commune GIS	Commune	Temporary Agreements				Supporter	Funding Source	Listed in CIP before DIW
		Project Name	Quantity	Unit	Est.Cost (K.Riels)			
	Prum					Association of Cambodia		
180202	Boeng Ta Prum	Antenatal care service accessibility improvement	12	time	2000	Reproductive Health Association of Cambodia		✓
180202	Boeng Ta Prum	Antenatal care service accessibility improvement	12	time	3000	Department of Health		✓
180202	Boeng Ta Prum	Family planning	12	time	3000	Reproductive Health Association of Cambodia		✓
180202	Boeng Ta Prum	Family planning	12	time	4000	Department of Health		✓
180202	Boeng Ta Prum	Anti-tetanus vaccination	12	time	3000	Department of Health		✓
180202	Boeng Ta Prum	Reproductive health awareness education	6	time	800	Reproductive Health Association of Cambodia		✓
180202	Boeng Ta Prum	Reproductive health awareness education	2	time	400	Department of Health		✓
180202	Boeng Ta Prum	Sanitation education	12	time	2800	Department of Health		✓
180202	Boeng Ta Prum	Sexual disease treatment needs	12	time	400	Reproductive Health Association of Cambodia		□
180202	Boeng Ta Prum	Antenatal vaccination provision	12	time	1000	Department of Health		□
180202	Boeng Ta Prum	Women and children health care education	6	time	2000	Department of Health		□
180202	Boeng Ta Prum	Food safety and hygiene education	4	time	1600	Department of Health		□
180202	Boeng Ta Prum	Transmitted disease education and prevention	12	time	3200	Department of Health		□
180202	Boeng Ta Prum	Mosquito larvae removal treatment	2	time	1000	Department of Health		□
180202	Boeng Ta Prum		12	time	2800	Department of Health		□
180202	Boeng Ta Prum		50	person	7500	Reproductive Health Association of Cambodia		□
180202	Boeng Ta	HIV/AIDS awareness education	2	time	400	Reproductive Health		□

District Data Book 2009: Development Plans and Projects

Commune GIS	Commune	Temporary Agreements				Supporter	Funding Source	Listed in CIP before DIW
		Project Name	Quantity	Unit	Est.Cost (K.Riels)			
	Prum					Association of Cambodia		
180202	Boeng Ta Prum	AIDS infected people care at home	12	time	2000	Department of Health		<input type="checkbox"/>
180202	Boeng Ta Prum	Children immunization provision	4	time	2400	Department of Health		✓
180202	Boeng Ta Prum		12	time	1000	Department of Health		<input type="checkbox"/>
180202	Boeng Ta Prum	Latrine construction	10	toilet	6000	Department of Rural Development		✓
180202	Boeng Ta Prum	HIV/AIDS health care program	12	time	2000	Reproductive Health Association of Cambodia		<input type="checkbox"/>
NREM								
180202	Boeng Ta Prum	Strengthening fishery community	1	Fishing Community	1000			✓
180202	Boeng Ta Prum	Tree plantation project	1000	Tree	1000	Forest administration	PIF	✓
180202	Boeng Ta Prum	Establishment of tree nursery	1	place	1000	Forest administration	PIF	✓
180202	Boeng Ta Prum	Forestry law education	1	time	300	Forest administration	PIF	<input type="checkbox"/>
Administration and Security								
180202	Boeng Ta Prum	Drug and related law education	1	time	240	Department of Social and Veteran Affairs and Youth Rehabilitation		✓
180202	Boeng Ta Prum	TV/Radio broadcasting of local news	1	time	240	Department of Information	PIF	<input type="checkbox"/>
Gender								
180202	Boeng Ta Prum	Anti-trafficking of women and children law dissemination	2	time	400	BAICE		✓
180202	Boeng Ta Prum	Anti-trafficking of women and children law dissemination	1	time	240	Department of Women	PIF	✓
180202	Boeng Ta Prum	Children's labor exploitation elimination	1	time	1000	Department of Labor and Vocational Training		✓
180202	Boeng Ta	Children's labor exploitation	2	time	2000	BAICE		✓

Commune GIS	Commune	Temporary Agreements				Supporter	Funding Source	Listed in CIP before DIW
		Project Name	Quantity	Unit	Est.Cost (K.Riels)			
	Prum	elimination						
180202	Boeng Ta Prum	Women role in development strengthening/dissemination	1	time	240	Department of Women	PIF	✓
180202	Boeng Ta Prum	Swindle trick of broker prevention education	1	time	240	Department of Social and Veteran Affairs and Youth Rehabilitation	PIF	✓
180202	Boeng Ta Prum	Swindle trick of broker prevention education	1	time	240	Department of Women	PIF	✓
180202	Boeng Ta Prum	Swindle trick of broker prevention education	1	time	400	Department of Labor and Vocational Training		✓
180202	Boeng Ta Prum	Woman and children's rights dissemination	1	time	240	Department of Women	PIF	✓
180202	Boeng Ta Prum	Gender mainstreaming among local people	1	Course/year	240	Department of Women	PIF	✓
180202	Boeng Ta Prum	Swindle trick of broker prevention education	2	time	1000	BAICE		□
180202	Boeng Ta Prum	Law against domestic violence dissemination	1	time	240	Department of Women	PIF	✓

8.2.3 Temporary Agreements for 2009 as per DIW 2008 for Commune: Bet Trang

Commune GIS	Commune	Temporary Agreements				Supporter	Funding Source	Listed in CIP before DIW
		Project Name	Quantity	Unit	Est.Cost (K.Riels)			
Economic								
180203	Bet Trang	Compost fertilizer training	1	Course/year	500	Department of Agriculture Forestry and Fisheries	PIF	<input type="checkbox"/>
180203	Bet Trang	Livestock vaccination provision	2	time	800	Department of Agriculture Forestry and Fisheries	PIF	<input checked="" type="checkbox"/>
180203	Bet Trang	Electricity supply	6000	m	60000			<input type="checkbox"/>
180203	Bet Trang	Animal raising training	1	Course/year	600	Department of Labor and Vocational Training	PIF	<input type="checkbox"/>
180203	Bet Trang	Vegetable growing training	1	Course/year	600	Department of Labor and Vocational Training	PIF	<input type="checkbox"/>

District Data Book 2009: Development Plans and Projects

Commune GIS	Commune	Temporary Agreements				Supporter	Funding Source	Listed in CIP before DIW
		Project Name	Quantity	Unit	Est.Cost (K.Riels)			
180203	Bet Trang	E.M technique training	1	Course/year	400	Department of Labor and Vocational Training	PIF	<input type="checkbox"/>
180203	Bet Trang	Compost fertilizer training	1	Course/year	400	Department of Labor and Vocational Training	PIF	<input type="checkbox"/>
180203	Bet Trang	Fruit trees seedling request	500	Tree	500	Department of Agriculture Forestry and Fisheries	PIF	✓
180203	Bet Trang	Mixed farming system training	1	Course/year	800	Department of Agriculture Forestry and Fisheries	PIF	✓
180203	Bet Trang	Vegetable seed and farming tools request	10	Kg	100	Department of Agriculture Forestry and Fisheries	PIF	✓
180203	Bet Trang	Rice seed request	100	Kg	300	Department of Agriculture Forestry and Fisheries	PIF	✓
Social								
180203	Bet Trang	Children immunization provision	4	time	2400	Reproductive Health Association of Cambodia		✓
180203	Bet Trang	Latrine construction	10	toilet	6000	Department of Rural Development		✓
180203	Bet Trang	Family planning	12	time	4000	Department of Health		✓
180203	Bet Trang	Antenatal care service accessibility improvement	12	time	2000	Reproductive Health Association of Cambodia		<input type="checkbox"/>
180203	Bet Trang	Children immunization provision	4	time	2400	Department of Health		✓
180203	Bet Trang	Women and children health care education	4	time	1300	Department of Health		<input type="checkbox"/>
180203	Bet Trang	Transmitted disease education and prevention	12	time	3200	Department of Health		✓
180203	Bet Trang	Reproductive health awareness education	6	time	800	Reproductive Health Association of Cambodia		<input type="checkbox"/>
180203	Bet Trang	Antenatal care service accessibility improvement	12	time	2500	Department of Health		<input type="checkbox"/>
180203	Bet Trang	Food safety and hygiene education	4	time	1600	Department of Health		<input type="checkbox"/>
180203	Bet Trang	Family planning	12	time	3000	Reproductive Health Association of Cambodia		✓
180203	Bet Trang	Sanitation education	12	time	2800	Department of Health		<input type="checkbox"/>
180203	Bet Trang		12	time	800	Department of Health		<input type="checkbox"/>

District Data Book 2009: Development Plans and Projects

Commune GIS	Commune	Temporary Agreements				Supporter	Funding Source	Listed in CIP before DIW
		Project Name	Quantity	Unit	Est.Cost (K.Riels)			
180203	Bet Trang	Sexual disease treatment needs	12	time	300	Reproductive Health Association of Cambodia		<input type="checkbox"/>
180203	Bet Trang	AIDS infected people care at home	12	time	1800	Department of Health		<input type="checkbox"/>
180203	Bet Trang	HIV/AIDS health care program	12	time	2000	Reproductive Health Association of Cambodia		<input type="checkbox"/>
180203	Bet Trang	HIV/AIDS awareness education	2	time	400	Reproductive Health Association of Cambodia		<input type="checkbox"/>
180203	Bet Trang	Reproductive health awareness education	2	time	400	Department of Health		<input type="checkbox"/>
180203	Bet Trang	Women immunization	4	time	4000	Department of Health		<input type="checkbox"/>
180203	Bet Trang		40	person	6000	Reproductive Health Association of Cambodia		<input type="checkbox"/>
180203	Bet Trang		12	time	2800	Department of Health		<input type="checkbox"/>
180203	Bet Trang	TB/leprosy patients searching	12	time	2400	Department of Health		<input type="checkbox"/>
180203	Bet Trang	Nutrition support	2	time	2000	Reproductive Health Association of Cambodia		<input type="checkbox"/>
180203	Bet Trang	Nutrition support	4	time	2000	Department of Health		<input type="checkbox"/>
180203	Bet Trang	Mosquito larvae removal treatment	2	time	1000	Department of Health		<input type="checkbox"/>
180203	Bet Trang	Dengue fever education programme	4	time	2000	Department of Health		<input type="checkbox"/>
180203	Bet Trang	Health clinic service	24	time	2000	Department of Health		<input type="checkbox"/>
180203	Bet Trang	Antenatal vaccination provision	12	time	1000	Department of Health		<input type="checkbox"/>
NREM								
180203	Bet Trang	Environmental awareness and law education	2	time	400	Cambodian Human Rights Association		<input type="checkbox"/>
Administration and Security								
180203	Bet Trang	TV/Radio broadcasting of local news	1	time	240	Department of Information	PIF	<input type="checkbox"/>
180203	Bet Trang	Drug and related law education	1	time	240	Department of Social and Veteran Affairs and Youth Rehabilitation		✓
180203	Bet Trang		1	time	800	Cambodian Human Rights Association		<input type="checkbox"/>
Gender								
180203	Bet Trang	Anti-trafficking of women and children law dissemination	1	time	240	Department of Women	PIF	✓

Commune GIS	Commune	Temporary Agreements				Supporter	Funding Source	Listed in CIP before DIW
		Project Name	Quantity	Unit	Est.Cost (K.Riels)			
180203	Bet Trang	Gender concept/equity mainstreaming	1	Course/year	240	Department of Women	PIF	<input type="checkbox"/>
180203	Bet Trang	Swindle trick of broker prevention education	1	time	240	Department of Social and Veteran Affairs and Youth Rehabilitation	PIF	<input type="checkbox"/>
180203	Bet Trang	Women role in development strengthening/dissemination	1	time	240	Department of Women	PIF	✓
180203	Bet Trang	Anti-trafficking of women and children law dissemination	2	time	400	BAICE		✓
180203	Bet Trang	Children's labor exploitation elimination	2	time	2000	BAICE		<input type="checkbox"/>
180203	Bet Trang	Law against domestic violence dissemination	1	time	240	Department of Women	PIF	✓

8.2.4 Temporary Agreements for 2009 as per DIW 2008 for Commune: Cheung Kou

Commune GIS	Commune	Temporary Agreements				Supporter	Funding Source	Listed in CIP befor DIW
		Project Name	Quantity	Unit	Est.Cost (K.Riels)			
Economic								
180204	Cheung Kou	E.M technique training	1	Course/year	500	Department of Labor and Vocational Training	PIF	<input type="checkbox"/>
180204	Cheung Kou	Rice seed request	100	Kg	300	Department of Agriculture Forestry and Fisheries	PIF	✓
180204	Cheung Kou		5000	m	15000			<input type="checkbox"/>
180204	Cheung Kou		1	place	20000			<input type="checkbox"/>
180204	Cheung Kou	Asphalt road repair	7000	m	300000	Department of Public Work and Transport		<input type="checkbox"/>
180204	Cheung Kou	Electricity supply	10000	m	100000			<input type="checkbox"/>
180204	Cheung Kou	Livestock vaccination provision	2	time	800	Department of Agriculture Forestry and Fisheries	PIF	✓

District Data Book 2009: Development Plans and Projects

Commune GIS	Commune	Temporary Agreements				Supporter	Funding Source	Listed in CIP before DIW
		Project Name	Quantity	Unit	Est.Cost (K.Riels)			
180204	Cheung Kou	Rice cultivation technique training	1	Course/year	800	Department of Agriculture Forestry and Fisheries	PIF	✓
180204	Cheung Kou	Animal raising training	1	Course/year	600	Department of Agriculture Forestry and Fisheries	PIF	✓
180204	Cheung Kou	Compost fertilizer training	1	Course/year	500	Department of Agriculture Forestry and Fisheries	PIF	✓
180204	Cheung Kou	Compost fertilizer training	1	Course/year	400	Department of Labor and Vocational Training	PIF	✓
180204	Cheung Kou	Vegetable growing training	1	Course/year	600	Department of Labor and Vocational Training	PIF	✓
180204	Cheung Kou	Animal raising training	1	Course/year	600	Department of Labor and Vocational Training	PIF	✓
180204	Cheung Kou	Vegetable seed and farming tools request	10	Kg	100	Department of Agriculture Forestry and Fisheries	PIF	✓
180204	Cheung Kou	Chemical and pesticide application training	1	Course/year	600	Department of Agriculture Forestry and Fisheries	PIF	✓
180204	Cheung Kou	Vegetable growing training	1	Course/year	600	Department of Agriculture Forestry and Fisheries	PIF	✓
Social								
180204	Cheung Kou	Women and children health care education	9	time	3000	Department of Health		<input type="checkbox"/>
180204	Cheung Kou	Antenatal care service accessibility improvement	12	time	4000	Department of Health		<input type="checkbox"/>
180204	Cheung Kou	Latrine construction	10	toilet	6000	Department of Rural Development		✓
180204	Cheung Kou	Family planning	12	time	3000	Reproductive Health Association of Cambodia		<input type="checkbox"/>
180204	Cheung Kou	Reproductive health awareness education	4	time	800	Department of Health		<input type="checkbox"/>
180204	Cheung Kou	Antenatal care service accessibility improvement	12	time	2500	Reproductive Health Association of Cambodia		<input type="checkbox"/>
180204	Cheung Kou	Transmitted disease education and prevention	12	time	3200	Department of Health		<input type="checkbox"/>
180204	Cheung Kou	Food safety and hygiene education	4	time	1600	Department of Health		<input type="checkbox"/>

District Data Book 2009: Development Plans and Projects

Commune GIS	Commune	Temporary Agreements				Supporter	Funding Source	Listed in CIP before DIW
		Project Name	Quantity	Unit	Est.Cost (K.Riels)			
	Kou							
180204	Cheung Kou	Family planning	12	time	4000	Department of Health		<input type="checkbox"/>
180204	Cheung Kou		12	time	2800	Department of Health		<input type="checkbox"/>
180204	Cheung Kou	HIV/AIDS awareness education	2	time	400	Reproductive Health Association of Cambodia		<input type="checkbox"/>
180204	Cheung Kou		60	person	9000	Reproductive Health Association of Cambodia		<input type="checkbox"/>
180204	Cheung Kou	Reproductive health awareness education	9	time	1000	Reproductive Health Association of Cambodia		<input type="checkbox"/>
180204	Cheung Kou	Women immunization	4	time	4000	Department of Health		<input type="checkbox"/>
180204	Cheung Kou		12	time	1200	Department of Health		<input type="checkbox"/>
180204	Cheung Kou	HIV/AIDS health care program	12	time	2000	Reproductive Health Association of Cambodia		<input type="checkbox"/>
180204	Cheung Kou	AIDS infected people care at home	12	time	2000	Department of Health		<input type="checkbox"/>
180204	Cheung Kou	Sanitation education	12	time	2800	Department of Health		<input type="checkbox"/>
180204	Cheung Kou	TB/leprosy patients searching	12	time	2400	Department of Health		<input type="checkbox"/>
180204	Cheung Kou	Antenatal vaccination provision	12	time	1000	Department of Health		<input type="checkbox"/>
180204	Cheung Kou	Nutrition support	2	time	2000	Reproductive Health Association of Cambodia		<input type="checkbox"/>
180204	Cheung Kou	Nutrition support	4	time	2000	Department of Health		<input type="checkbox"/>
180204	Cheung Kou	Mosquito larvae removal treatment	2	time	1000	Department of Health		<input type="checkbox"/>
180204	Cheung Kou	Dengue fever education programme	4	time	2000	Department of Health		<input type="checkbox"/>
180204	Cheung	Health clinic service	24	time	3000	Department of Health		<input type="checkbox"/>

District Data Book 2009: Development Plans and Projects

Commune GIS	Commune	Temporary Agreements				Supporter	Funding Source	Listed in CIP before DIW
		Project Name	Quantity	Unit	Est.Cost (K.Riels)			
	Kou							
180204	Cheung Kou	Sexual disease treatment needs	12	time	600	Reproductive Health Association of Cambodia		<input type="checkbox"/>
180204	Cheung Kou	Malaria awareness education	12	time	2400	Department of Health		<input type="checkbox"/>
180204	Cheung Kou	Children immunization provision	4	time	2400	Department of Health		<input type="checkbox"/>
180204	Cheung Kou	Children immunization provision	4	time	2400	Reproductive Health Association of Cambodia		<input type="checkbox"/>
NREM								
180204	Cheung Kou	Community forestry activities support	1	Forestry Community	2000	Forest administration	PIF	✓
180204	Cheung Kou	Forestry law education	1	time	300	Forest administration	PIF	✓
180204	Cheung Kou	Tree plantation project	1000	Tree	1000	Forest administration	PIF	✓
Administration and Security								
180204	Cheung Kou	Drug and related law education	1	time	240	Department of Social and Veteran Affairs and Youth Rehabilitation		✓
180204	Cheung Kou	TV/Radio broadcasting of local news	1	time	240	Department of Information	PIF	<input type="checkbox"/>
180204	Cheung Kou	Land law dissemination	1	time	800	Cambodian League for the Promotion and Defense of H.R		✓
Gender								
180204	Cheung Kou	Women role in development strengthening/dissemination	1	time	240	Department of Women	PIF	<input type="checkbox"/>
180204	Cheung Kou	Children's labor exploitation elimination	2	time	2000	BAICE		<input type="checkbox"/>
180204	Cheung Kou	Gender concept/equity mainstreaming	1	Course/year	240	Department of Women	PIF	<input type="checkbox"/>
180204	Cheung Kou	Swindle trick of broker prevention education	1	time	240	Department of Social and Veteran Affairs and	PIF	<input type="checkbox"/>

Commune GIS	Commune	Temporary Agreements				Supporter	Funding Source	Listed in CIP before DIW
		Project Name	Quantity	Unit	Est.Cost (K.Riels)			
						Youth Rehabilitation		
180204	Cheung Kou	Anti-trafficking of women and children law dissemination	1	time	240	Department of Women	PIF	✓
180204	Cheung Kou	Anti-trafficking of women and children law dissemination	2	time	400	BAICE		✓
180204	Cheung Kou	Women and children focal point strengthening	1	time	240	Department of Women	PIF	✓
180204	Cheung Kou	Swindle trick of broker prevention education	2	time	1000	BAICE		□
180204	Cheung Kou	Law against domestic violence dissemination	1	time	240	Department of Women	PIF	✓

8.2.5 Temporary Agreements for 2009 as per DIW 2008 for Commune: Ou Chrov

Commune GIS	Commune	Temporary Agreements				Supporter	Funding Source	Listed in CIP befor DIW
		Project Name	Quantity	Unit	Est.Cost (K.Riels)			
Economic								
180205	Ou Chrov	Rice seed request	100	Kg	300	Department of Agriculture Forestry and Fisheries	PIF	✓
180205	Ou Chrov	Animal raising training	1	Course/year	600	Department of Agriculture Forestry and Fisheries	PIF	✓
180205	Ou Chrov	Fruit trees seedling request	500	Tree	500	Department of Agriculture Forestry and Fisheries	PIF	✓
180205	Ou Chrov	Electricity supply	6000	m	60000			✓
180205	Ou Chrov	Vegetable growing training	1	Course/year	600	Department of Labor and Vocational Training	PIF	✓
180205	Ou Chrov	Livestock vaccination provision	2	time	800	Department of Agriculture Forestry and Fisheries	PIF	✓
180205	Ou Chrov	Compost fertilizer training	1	Course/year	500	Department of Agriculture Forestry and Fisheries	PIF	□
180205	Ou Chrov	Compost fertilizer training	1	Course/year	400	Department of Labor and Vocational Training	PIF	□

District Data Book 2009: Development Plans and Projects

Commune GIS	Commune	Temporary Agreements				Supporter	Funding Source	Listed in CIP before DIW
		Project Name	Quantity	Unit	Est.Cost (K.Riels)			
180205	Ou Chrov	E.M technique training	1	Course/year	400	Department of Labor and Vocational Training	PIF	<input type="checkbox"/>
180205	Ou Chrov	Mixed farming system training	1	Course/year	800	Department of Agriculture Forestry and Fisheries	PIF	<input type="checkbox"/>
180205	Ou Chrov	Village veterinary training	1	Course/year	800	Department of Agriculture Forestry and Fisheries	PIF	✓
180205	Ou Chrov	Vegetable growing training	1	Course/year	600	Department of Agriculture Forestry and Fisheries	PIF	✓
180205	Ou Chrov	Animal raising training	1	Course/year	600	Department of Labor and Vocational Training	PIF	✓
Social								
180205	Ou Chrov	Literacy class	1	class	2000	BAICE		✓
180205	Ou Chrov	Nutrition support	4	time	2000	Department of Health		✓
180205	Ou Chrov	Family planning	12	time	3000	Reproductive Health Association of Cambodia		✓
180205	Ou Chrov	TB/leprosy patients searching	12	time	2400	Department of Health		✓
180205	Ou Chrov	Food safety and hygiene education	4	time	1600	Department of Health		✓
180205	Ou Chrov	Family planning	12	time	4000	Department of Health		✓
180205	Ou Chrov	Dengue fever education programme	4	time	2000	Department of Health		✓
180205	Ou Chrov	Literacy class	2	class	4000	Department of Education Youth and Sports		✓
180205	Ou Chrov	Anti-tetanus vaccination	12	time	3000	Department of Health		✓
180205	Ou Chrov	Antenatal care service accessibility improvement	12	time	2000	Reproductive Health Association of Cambodia		✓
180205	Ou Chrov	Antenatal care service accessibility improvement	12	time	3000	Department of Health		✓
180205	Ou Chrov	Sanitation education	12	time	2800	Department of Health		✓
180205	Ou Chrov	Nutrition support	2	time	2000	Reproductive Health Association of Cambodia		✓
180205	Ou Chrov	Transmitted disease education and prevention	12	time	3200	Department of Health		✓
180205	Ou Chrov	HIV/AIDS health care program	12	time	2000	Reproductive Health Association of Cambodia		<input type="checkbox"/>

District Data Book 2009: Development Plans and Projects

Commune GIS	Commune	Temporary Agreements				Supporter	Funding Source	Listed in CIP before DIW
		Project Name	Quantity	Unit	Est.Cost (K.Riels)			
180205	Ou Chrov	Mosquito larvae removal treatment	2	time	1000	Department of Health		<input type="checkbox"/>
180205	Ou Chrov	Health clinic service	24	time	3000	Department of Health		<input type="checkbox"/>
180205	Ou Chrov	Antenatal vaccination provision	12	time	1000	Department of Health		<input type="checkbox"/>
180205	Ou Chrov	Women and children health care education	5	time	1600	Department of Health		<input type="checkbox"/>
180205	Ou Chrov	Reproductive health awareness education	3	time	600	Department of Health		<input type="checkbox"/>
180205	Ou Chrov	Reproductive health awareness education	6	time	800	Reproductive Health Association of Cambodia		<input type="checkbox"/>
180205	Ou Chrov		12	time	2800	Department of Health		<input type="checkbox"/>
180205	Ou Chrov	HIV/AIDS awareness education	2	time	400	Reproductive Health Association of Cambodia		<input type="checkbox"/>
180205	Ou Chrov	Latrine construction	10	toilet	6000	Department of Rural Development		✓
180205	Ou Chrov	AIDS infected people care at home	12	time	2000	Department of Health		<input type="checkbox"/>
180205	Ou Chrov	Sexual disease treatment needs	12	time	400	Reproductive Health Association of Cambodia		<input type="checkbox"/>
180205	Ou Chrov	Children immunization provision	4	time	2400	Reproductive Health Association of Cambodia		✓
180205	Ou Chrov		12	time	1200	Department of Health		<input type="checkbox"/>
180205	Ou Chrov	Children immunization provision	4	time	2400	Department of Health		✓
180205	Ou Chrov		50	person	7500	Reproductive Health Association of Cambodia		<input type="checkbox"/>
NREM								
180205	Ou Chrov	Strengthening fishery community	1	Fishing Community	1000			✓
180205	Ou Chrov	Environmental awareness and law education	2	time	400	Cambodian Human Rights Association		<input type="checkbox"/>
Administration and Security								
180205	Ou Chrov		1	time	800	Cambodian Human Rights Association		<input type="checkbox"/>
180205	Ou Chrov	TV/Radio broadcasting of local news	1	time	240	Department of Information	PIF	<input type="checkbox"/>
180205	Ou Chrov	Drug and related law education	1	time	240	Department of Social and		✓

District Data Book 2009: Development Plans and Projects

Commune GIS	Commune	Temporary Agreements				Supporter	Funding Source	Listed in CIP before DIW
		Project Name	Quantity	Unit	Est.Cost (K.Riels)			
						Veteran Affairs and Youth Rehabilitation		
Gender								
180205	Ou Chrov	Law against domestic violence dissemination	1	time	240	Department of Women	PIF	✓
180205	Ou Chrov	Anti-trafficking of women and children law dissemination	2	time	400	BAICE		✓
180205	Ou Chrov	Swindle trick of broker prevention education	2	time	1000	BAICE		□
180205	Ou Chrov	Children's labor exploitation elimination	1	time	1000	Department of Labor and Vocational Training		✓
180205	Ou Chrov	Children's labor exploitation elimination	2	time	2000	BAICE		✓
180205	Ou Chrov	Women role in development strengthening/dissemination	1	time	240	Department of Women	PIF	✓
180205	Ou Chrov	Woman and children's rights dissemination	1	time	240	Department of Women	PIF	✓
180205	Ou Chrov	Gender mainstreaming among local people	1	Course/year	240	Department of Women	PIF	✓
180205	Ou Chrov	Swindle trick of broker prevention education	1	time	400	Department of Labor and Vocational Training		□
180205	Ou Chrov	Swindle trick of broker prevention education	1	time	240	Department of Social and Veteran Affairs and Youth Rehabilitation	PIF	□
180205	Ou Chrov	Anti-trafficking of women and children law dissemination	1	time	240	Department of Women	PIF	✓

8.2.6 Temporary Agreements for 2009 as per DIW 2008 for Commune: Ou Oknha Heng

Commune GIS	Commune	Temporary Agreements				Supporter	Funding Source	Listed in CIP before DIW
		Project Name	Quantity	Unit	Est.Cost (K.Riels)			
Economic								
180206	Ou Oknha Heng	Compost fertilizer training	1	Course/year	500	Department of Agriculture Forestry and Fisheries	PIF	✓
180206	Ou Oknha Heng	Compost fertilizer training	1	Course/year	400	Department of Labor and Vocational Training	PIF	✓
180206	Ou Oknha Heng	Mixed farming system training	1	Course/year	800	Department of Agriculture Forestry and Fisheries	PIF	✓
180206	Ou Oknha Heng	E.M technique training	1	Course/year	500	Department of Agriculture Forestry and Fisheries	PIF	✓
180206	Ou Oknha Heng	E.M technique training	1	Course/year	400	Department of Labor and Vocational Training	PIF	✓
180206	Ou Oknha Heng	Animal raising training	1	Course/year	600	Department of Agriculture Forestry and Fisheries	PIF	✓
180206	Ou Oknha Heng	Animal raising training	1	Course/year	600	Department of Labor and Vocational Training	PIF	✓
180206	Ou Oknha Heng	Vegetable growing training	1	Course/year	600	Department of Labor and Vocational Training	PIF	□
180206	Ou Oknha Heng	Electricity supply	8000	m	80000			□
180206	Ou Oknha Heng	Livestock vaccination provision	2	time	800	Department of Agriculture Forestry and Fisheries	PIF	✓
Social								
180206	Ou Oknha Heng	Sanitation education	12	time	2800	Department of Health		✓
180206	Ou Oknha Heng	Women and children health care education	5	time	1600	Department of Health		□
180206	Ou Oknha Heng	Food safety and hygiene education	4	time	1600	Department of Health		□
180206	Ou Oknha Heng	Transmitted disease education and prevention	12	time	3200	Department of Health		□
180206	Ou Oknha Heng	Antenatal care service accessibility improvement	12	time	3000	Department of Health		□

District Data Book 2009: Development Plans and Projects

Commune GIS	Commune	Temporary Agreements				Supporter	Funding Source	Listed in CIP befor DIW
		Project Name	Quantity	Unit	Est.Cost (K.Riels)			
180206	Ou Oknha Heng	Family planning	12	time	4000	Department of Health		<input type="checkbox"/>
180206	Ou Oknha Heng	Women immunization	4	time	4000	Department of Health		<input type="checkbox"/>
180206	Ou Oknha Heng	Reproductive health awareness education	2	time	400	Department of Health		✓
180206	Ou Oknha Heng	Antenatal care service accessibility improvement	12	time	2000	Reproductive Health Association of Cambodia		<input type="checkbox"/>
180206	Ou Oknha Heng	Latrine construction	10	toilet	6000	Department of Rural Development		✓
180206	Ou Oknha Heng	Reproductive health awareness education	6	time	800	Reproductive Health Association of Cambodia		✓
180206	Ou Oknha Heng		12	time	1000	Department of Health		<input type="checkbox"/>
180206	Ou Oknha Heng		50	person	7500	Reproductive Health Association of Cambodia		<input type="checkbox"/>
180206	Ou Oknha Heng		12	time	2800	Department of Health		<input type="checkbox"/>
180206	Ou Oknha Heng	TB/leprosy patients searching	12	time	2400	Department of Health		<input type="checkbox"/>
180206	Ou Oknha Heng	Family planning	12	time	3000	Reproductive Health Association of Cambodia		<input type="checkbox"/>
180206	Ou Oknha Heng	HIV/AIDS health care program	12	time	2000	Reproductive Health Association of Cambodia		<input type="checkbox"/>
180206	Ou Oknha Heng	Children immunization provision	4	time	2400	Department of Health		<input type="checkbox"/>
180206	Ou Oknha Heng	AIDS infected people care at home	12	time	2000	Department of Health		<input type="checkbox"/>
180206	Ou Oknha Heng	HIV/AIDS awareness education	2	time	400	Reproductive Health Association of Cambodia		<input type="checkbox"/>
180206	Ou Oknha Heng	Sexual disease treatment needs	12	time	400	Reproductive Health Association of Cambodia		<input type="checkbox"/>
180206	Ou Oknha Heng	Malaria awareness education	12	time	2400	Department of Health		<input type="checkbox"/>

District Data Book 2009: Development Plans and Projects

Commune GIS	Commune	Temporary Agreements				Supporter	Funding Source	Listed in CIP befor DIW
		Project Name	Quantity	Unit	Est.Cost (K.Riels)			
180206	Ou Oknha Heng	Nutrition support	2	time	2000	Reproductive Health Association of Cambodia		<input type="checkbox"/>
180206	Ou Oknha Heng	Nutrition support	4	time	2000	Department of Health		<input type="checkbox"/>
180206	Ou Oknha Heng	Mosquito larvae removal treatment	2	time	1000	Department of Health		<input type="checkbox"/>
180206	Ou Oknha Heng	Dengue fever education programme	4	time	2000	Department of Health		<input type="checkbox"/>
180206	Ou Oknha Heng	Health clinic service	24	time	3000	Department of Health		<input type="checkbox"/>
180206	Ou Oknha Heng	Antenatal vaccination provision	12	time	1000	Department of Health		<input type="checkbox"/>
180206	Ou Oknha Heng	Children immunization provision	4	time	2400	Reproductive Health Association of Cambodia		<input type="checkbox"/>
NREM								
180206	Ou Oknha Heng	Forestry law education	1	time	300	Forest administration	PIF	✓
Administration and Security								
180206	Ou Oknha Heng	Drug and related law education	1	time	240	Department of Social and Veteran Affairs and Youth Rehabilitation		✓
180206	Ou Oknha Heng	TV/Radio broadcasting of local news	1	time	240	Department of Information	PIF	<input type="checkbox"/>
Gender								
180206	Ou Oknha Heng	Women role in development strengthening/dissemination	1	time	240	Department of Women	PIF	<input type="checkbox"/>
180206	Ou Oknha Heng	Anti-trafficking of women and children law dissemination	2	time	400	BAICE		✓
180206	Ou Oknha Heng	Children's labor exploitation elimination	2	time	2000	BAICE		<input type="checkbox"/>
180206	Ou Oknha Heng	Anti-trafficking of women and children law dissemination	1	time	240	Department of Women	PIF	✓
180206	Ou Oknha Heng	Swindle trick of broker prevention education	1	time	240	Department of Social and Veteran Affairs and	PIF	✓

Commune GIS	Commune	Temporary Agreements				Supporter	Funding Source	Listed in CIP before DIW
		Project Name	Quantity	Unit	Est.Cost (K.Riels)			
						Youth Rehabilitation		
180206	Ou Oknha Heng	Swindle trick of broker prevention education	1	time	240	Department of Women	PIF	✓
180206	Ou Oknha Heng	Swindle trick of broker prevention education	2	time	1000	BAICE		✓
180206	Ou Oknha Heng	Rescue children & women from violence	1	time	240	Department of Women	PIF	✓
180206	Ou Oknha Heng	Gender concept/equity mainstreaming	1	Course/year	240	Department of Women	PIF	✓
180206	Ou Oknha Heng		1	place	40000	BAICE		□
180206	Ou Oknha Heng	Law against domestic violence dissemination	1	time	240	Department of Women	PIF	✓

8.2.7 Temporary Agreements for 2009 as per DIW 2008 for Commune: Prey Nob

Commune GIS	Commune	Temporary Agreements				Supporter	Funding Source	Listed in CIP befor DIW
		Project Name	Quantity	Unit	Est.Cost (K.Riels)			
Economic								
180207	Prey Nob	Animal raising training	1	Course/year	600	Department of Labor and Vocational Training	PIF	☐
180207	Prey Nob	Rice seed request	100	Kg	300	Department of Agriculture Forestry and Fisheries	PIF	✓
180207	Prey Nob	Animal raising training	1	Course/year	600	Department of Agriculture Forestry and Fisheries	PIF	☐
180207	Prey Nob	Vegetable growing training	1	Course/year	600	Department of Labor and Vocational Training	PIF	☐
180207	Prey Nob	E.M technique training	1	Course/year	400	Department of Labor and Vocational Training	PIF	☐
180207	Prey Nob	Compost fertilizer training	1	Course/year	400	Department of Labor and Vocational Training	PIF	☐
180207	Prey Nob	Bridge construction	0	place	0			✓

District Data Book 2009: Development Plans and Projects

Commune GIS	Commune	Temporary Agreements				Supporter	Funding Source	Listed in CIP before DIW
		Project Name	Quantity	Unit	Est.Cost (K.Riels)			
180207	Prey Nob	Livestock vaccination provision	2	time	800	Department of Agriculture Forestry and Fisheries	PIF	✓
180207	Prey Nob	Fruit trees seedling request	500	Tree	500	Department of Agriculture Forestry and Fisheries	PIF	✓
180207	Prey Nob	Electricity supply	8000	m	80000			□
Social								
180207	Prey Nob	Mosquito larvae removal treatment	2	time	1000	Department of Health		✓
180207	Prey Nob	Latrine construction	10	toilet	6000	Department of Rural Development		✓
180207	Prey Nob	Antenatal care service accessibility improvement	12	time	3000	Department of Health		□
180207	Prey Nob	Women immunization	4	time	4000	Department of Health		□
180207	Prey Nob	Family planning	12	time	4000	Department of Health		□
180207	Prey Nob	Family planning	12	time	3000	Reproductive Health Association of Cambodia		□
180207	Prey Nob	Reproductive health awareness education	2	time	400	Department of Health		□
180207	Prey Nob	Antenatal care service accessibility improvement	12	time	2000	Reproductive Health Association of Cambodia		□
180207	Prey Nob	Transmitted disease education and prevention	12	time	3200	Department of Health		□
180207	Prey Nob	Food safety and hygiene education	4	time	1600	Department of Health		□
180207	Prey Nob	Women and children health care education	5	time	1600	Department of Health		□
180207	Prey Nob	AIDS infected people care at home	12	time	2000	Department of Health		□
180207	Prey Nob		12	time	1000	Department of Health		□
180207	Prey Nob	Reproductive health awareness education	6	time	800	Reproductive Health Association of Cambodia		□
180207	Prey Nob	Sexual disease treatment needs	12	time	400	Reproductive Health Association of Cambodia		□
180207	Prey Nob	Children immunization provision	4	time	2400	Department of Health		□

District Data Book 2009: Development Plans and Projects

Commune GIS	Commune	Temporary Agreements				Supporter	Funding Source	Listed in CIP before DIW
		Project Name	Quantity	Unit	Est.Cost (K.Riels)			
180207	Prey Nob	HIV/AIDS health care program	12	time	2000	Reproductive Health Association of Cambodia		<input type="checkbox"/>
180207	Prey Nob	HIV/AIDS awareness education	2	time	400	Reproductive Health Association of Cambodia		<input type="checkbox"/>
180207	Prey Nob		50	person	7500	Reproductive Health Association of Cambodia		<input type="checkbox"/>
180207	Prey Nob	Sanitation education	12	time	2800	Department of Health		<input type="checkbox"/>
180207	Prey Nob	Health clinic service	24	time	3000	Department of Health		<input type="checkbox"/>
180207	Prey Nob	Children immunization provision	4	time	2400	Reproductive Health Association of Cambodia		<input type="checkbox"/>
180207	Prey Nob		12	time	2800	Department of Health		<input type="checkbox"/>
180207	Prey Nob	Antenatal vaccination provision	12	time	1000	Department of Health		<input type="checkbox"/>
180207	Prey Nob	Dengue fever education programme	4	time	2000	Department of Health		<input type="checkbox"/>
180207	Prey Nob	Nutrition support	4	time	2000	Department of Health		<input type="checkbox"/>
180207	Prey Nob	Nutrition support	2	time	2000	Reproductive Health Association of Cambodia		<input type="checkbox"/>
180207	Prey Nob	TB/leprosy patients searching	12	time	2400	Department of Health		<input type="checkbox"/>
NREM								
180207	Prey Nob	Community forestry activities support	1	Forestry Community	2000	Forest administration	PIF	✓
180207	Prey Nob	Tree plantation project	1000	Tree	1000	Forest administration	PIF	✓
180207	Prey Nob	Strengthening fishery community	1	Fishing Community	1000			✓
Administration and Security								
180207	Prey Nob	Drug and related law education	1	time	240	Department of Social and Veteran Affairs and Youth Rehabilitation		✓
180207	Prey Nob	TV/Radio broadcasting of local news	1	time	240	Department of Information	PIF	<input type="checkbox"/>
180207	Prey Nob	Provision of land titles/certificates	1165	doc	120000	Department of Land Management, Urban Planning & Construction	PIF	✓
180207	Prey Nob		1	time	800	Cambodian Human Rights		<input type="checkbox"/>

District Data Book 2009: Development Plans and Projects

Commune GIS	Commune	Temporary Agreements				Supporter	Funding Source	Listed in CIP before DIW
		Project Name	Quantity	Unit	Est.Cost (K.Riels)			
						Association		
Gender								
180207	Prey Nob	Gender concept/equity mainstreaming	1	Course/year	240	Department of Women	PIF	<input type="checkbox"/>
180207	Prey Nob	Children's labor exploitation elimination	2	time	2000	BAICE		<input type="checkbox"/>
180207	Prey Nob	Swindle trick of broker prevention education	1	time	240	Department of Women	PIF	✓
180207	Prey Nob	Anti-trafficking of women and children law dissemination	1	time	240	Department of Women	PIF	✓
180207	Prey Nob	Anti-trafficking of women and children law dissemination	2	time	400	BAICE		✓
180207	Prey Nob	Swindle trick of broker prevention education	1	time	240	Department of Social and Veteran Affairs and Youth Rehabilitation	PIF	✓
180207	Prey Nob	Swindle trick of broker prevention education	2	time	1000	BAICE		<input type="checkbox"/>
180207	Prey Nob	Tailor skill training	1	Course/year	800	Department of Labor and Vocational Training	PIF	<input type="checkbox"/>
180207	Prey Nob	Law against domestic violence dissemination	1	time	240	Department of Women	PIF	✓

8.2.8 Temporary Agreements for 2009 as per DIW 2008 for Commune: Ream

Commune GIS	Commune	Temporary Agreements				Supporter	Funding Source	Listed in CIP befor DIW
		Project Name	Quantity	Unit	Est.Cost (K.Riels)			
Economic								
180208	Ream	Vegetable growing training	1	Course/year	600	Department of Labor and Vocational Training	PIF	✓
180208	Ream	Rice seed request	100	Kg	300	Department of Agriculture Forestry and Fisheries	PIF	✓
180208	Ream	Livestock vaccination provision	2	time	800	Department of Agriculture Forestry and Fisheries	PIF	✓

District Data Book 2009: Development Plans and Projects

Commune GIS	Commune	Temporary Agreements				Supporter	Funding Source	Listed in CIP before DIW
		Project Name	Quantity	Unit	Est.Cost (K.Riels)			
180208	Ream	Vegetable seed and farming tools request	10	Kg	100	Department of Agriculture Forestry and Fisheries	PIF	✓
180208	Ream		1	place	15000	Department of Water Resources and Meteorology	PIF	✓
180208	Ream	Vegetable growing training	1	Course/year	600	Department of Agriculture Forestry and Fisheries	PIF	✓
180208	Ream	Electricity supply	7000	m	70000			□
180208	Ream	Animal raising training	1	Course/year	600	Department of Labor and Vocational Training	PIF	□
180208	Ream	E.M technique training	1	Course/year	400	Department of Labor and Vocational Training	PIF	□
180208	Ream	Compost fertilizer training	1	Course/year	400	Department of Labor and Vocational Training	PIF	□
Social								
180208	Ream	Ferric tablet and Vitamin A distribution campaign	2	time	1000	Reproductive Health Association of Cambodia		✓
180208	Ream	Reproductive health awareness education	4	time	600	Reproductive Health Association of Cambodia		□
180208	Ream	Family planning	12	time	3000	Reproductive Health Association of Cambodia		□
180208	Ream	Family planning	12	time	4000	Department of Health		□
180208	Ream	Transmitting disease prevention education	6	time	2000	Department of Health		✓
180208	Ream	Reproductive health awareness education	2	time	400	Department of Health		□
180208	Ream	Literacy class	1	class	2000	Department of Education Youth and Sports		✓
180208	Ream	Ferric tablet and Vitamin A distribution campaign	2	time	1000	Department of Health		✓
180208	Ream	Children immunization provision	4	time	2400	Reproductive Health Association of Cambodia		✓
180208	Ream	Children immunization provision	4	time	2400	Department of Health		✓
180208	Ream	Latrine construction	10	toilet	6000	Department of Rural Development		✓

District Data Book 2009: Development Plans and Projects

Commune GIS	Commune	Temporary Agreements				Supporter	Funding Source	Listed in CIP before DIW
		Project Name	Quantity	Unit	Est.Cost (K.Riels)			
180208	Ream	Literacy class	1	class	2000	BAICE		✓
180208	Ream	Mosquito larvae removal treatment	2	time	1000	Department of Health		<input type="checkbox"/>
180208	Ream	TB/leprosy patients searching	12	time	2400	Department of Health		<input type="checkbox"/>
180208	Ream	Sanitation education	12	time	2800	Department of Health		<input type="checkbox"/>
180208	Ream		50	person	7500	Reproductive Health Association of Cambodia		<input type="checkbox"/>
180208	Ream	Antenatal care service accessibility improvement	12	time	3000	Department of Health		<input type="checkbox"/>
180208	Ream	HIV/AIDS awareness education	2	time	400	Reproductive Health Association of Cambodia		<input type="checkbox"/>
180208	Ream	HIV/AIDS health care program	12	time	2000	Reproductive Health Association of Cambodia		<input type="checkbox"/>
180208	Ream	AIDS infected people care at home	12	time	2000	Department of Health		<input type="checkbox"/>
180208	Ream		12	time	2800	Department of Health		<input type="checkbox"/>
180208	Ream		12	time	1200	Department of Health		<input type="checkbox"/>
180208	Ream	Dengue fever education programme	4	time	2000	Department of Health		<input type="checkbox"/>
180208	Ream	Health clinic service	24	time	3000	Department of Health		<input type="checkbox"/>
180208	Ream	Antenatal vaccination provision	12	time	1000	Department of Health		<input type="checkbox"/>
180208	Ream	Women immunization	4	time	4000	Department of Health		<input type="checkbox"/>
180208	Ream	Women and children health care education	4	time	2000	Department of Health		<input type="checkbox"/>
180208	Ream	Food safety and hygiene education	4	time	1600	Department of Health		<input type="checkbox"/>
180208	Ream	Antenatal care service accessibility improvement	12	time	2000	Reproductive Health Association of Cambodia		<input type="checkbox"/>
180208	Ream	Sexual disease treatment needs	12	time	600	Reproductive Health Association of Cambodia		<input type="checkbox"/>
NREM								
180208	Ream	Tree plantation project	1000	Tree	1000	Forest administration	PIF	✓
180208	Ream	Environmental awareness and law education	2	time	400	Cambodian Human Rights Association		<input type="checkbox"/>
180208	Ream	Environmental poster installation	2	piece	2000	Department of Environment	PIF	✓
Administration and Security								
180208	Ream	TV/Radio broadcasting of local news	1	time	240	Department of Information	PIF	<input type="checkbox"/>
180208	Ream		1	time	800	Cambodian Human Rights		<input type="checkbox"/>

District Data Book 2009: Development Plans and Projects

Commune GIS	Commune	Temporary Agreements				Supporter	Funding Source	Listed in CIP before DIW
		Project Name	Quantity	Unit	Est.Cost (K.Riels)			
						Association		
Gender								
180208	Ream	Swindle trick of broker prevention education	1	time	400	Department of Labor and Vocational Training		<input type="checkbox"/>
180208	Ream	Anti-trafficking of women and children law dissemination	1	time	240	Department of Women	PIF	✓
180208	Ream	Anti-trafficking of women and children law dissemination	2	time	400	BAICE		✓
180208	Ream	Children's labor exploitation elimination	1	time	1000	Department of Labor and Vocational Training		✓
180208	Ream	Children's labor exploitation elimination	2	time	2000	BAICE		✓
180208	Ream	Gender mainstreaming among local people	1	Course/year	240	Department of Women	PIF	✓
180208	Ream	Swindle trick of broker prevention education	2	time	1000	BAICE		<input type="checkbox"/>
180208	Ream	Women role in development strengthening/dissemination	1	time	240	Department of Women	PIF	<input type="checkbox"/>
180208	Ream	Law against domestic violence dissemination	1	time	240	Department of Women	PIF	✓

8.2.9 Temporary Agreements for 2009 as per DIW 2008 for Commune: Sameakki

Commune GIS	Commune	Temporary Agreements				Supporter	Funding Source	Listed in CIP befor DIW
		Project Name	Quantity	Unit	Est.Cost (K.Riels)			
Economic								
180209	Sameakki	E.M technique training	1	Course/year	400	Department of Labor and Vocational Training	PIF	<input type="checkbox"/>
180209	Sameakki	Livestock vaccination provision	2	time	800	Department of Agriculture Forestry and Fisheries	PIF	✓
180209	Sameakki	Compost fertilizer training	1	Course/year	500	Department of Agriculture Forestry and Fisheries	PIF	✓

District Data Book 2009: Development Plans and Projects

Commune GIS	Commune	Temporary Agreements				Supporter	Funding Source	Listed in CIP before DIW
		Project Name	Quantity	Unit	Est.Cost (K.Riels)			
180209	Sameakki	Compost fertilizer training	1	Course/year	400	Department of Labor and Vocational Training	PIF	✓
180209	Sameakki	Fruit trees seedling request	500	Tree	500	Department of Agriculture Forestry and Fisheries	PIF	✓
180209	Sameakki	Asphalt road repair	4000	m	160000	Department of Public Work and Transport		□
180209	Sameakki	Animal raising training	1	Course/year	600	Department of Labor and Vocational Training	PIF	□
180209	Sameakki	Vegetable growing training	1	Course/year	600	Department of Labor and Vocational Training	PIF	□
Social								
180209	Sameakki	Antenatal care service accessibility improvement	12	time	3000	Department of Health		□
180209	Sameakki	Reproductive health awareness education	2	time	400	Department of Health		□
180209	Sameakki	Family planning	12	time	3000	Reproductive Health Association of Cambodia		□
180209	Sameakki	Antenatal care service accessibility improvement	12	time	2000	Reproductive Health Association of Cambodia		□
180209	Sameakki	Latrine construction	10	toilet	6000	Department of Rural Development		✓
180209	Sameakki	Reproductive health awareness education	3	time	600	Reproductive Health Association of Cambodia		□
180209	Sameakki	Antenatal vaccination provision	12	time	1000	Department of Health		✓
180209	Sameakki	Women immunization	4	time	4000	Department of Health		✓
180209	Sameakki	Children immunization provision	4	time	2400	Reproductive Health Association of Cambodia		✓
180209	Sameakki	Children immunization provision	4	time	2400	Department of Health		✓
180209	Sameakki	Sanitation education	12	time	2800	Department of Health		✓
180209	Sameakki		12	time	800	Department of Health		□
180209	Sameakki		50	person	7500	Reproductive Health Association of Cambodia		□
180209	Sameakki		50	person	7500	Reproductive Health Association of Cambodia		□

District Data Book 2009: Development Plans and Projects

Commune GIS	Commune	Temporary Agreements				Supporter	Funding Source	Listed in CIP before DIW
		Project Name	Quantity	Unit	Est.Cost (K.Riels)			
180209	Sameakki		12	time	2800	Department of Health		<input type="checkbox"/>
180209	Sameakki	Family planning	12	time	4000	Department of Health		<input type="checkbox"/>
180209	Sameakki	HIV/AIDS health care program	12	time	2000	Reproductive Health Association of Cambodia		<input type="checkbox"/>
180209	Sameakki	Transmitted disease education and prevention	12	time	3200	Department of Health		<input type="checkbox"/>
180209	Sameakki	HIV/AIDS awareness education	2	time	400	Reproductive Health Association of Cambodia		<input type="checkbox"/>
180209	Sameakki	Sexual disease treatment needs	12	time	300	Reproductive Health Association of Cambodia		<input type="checkbox"/>
180209	Sameakki	TB/leprosy patients searching	12	time	2400	Department of Health		<input type="checkbox"/>
180209	Sameakki	Malaria awareness education	12	time	2400	Department of Health		<input type="checkbox"/>
180209	Sameakki	Nutrition support	2	time	2000	Reproductive Health Association of Cambodia		<input type="checkbox"/>
180209	Sameakki	Nutrition support	4	time	2000	Department of Health		<input type="checkbox"/>
180209	Sameakki	Mosquito larvae removal treatment	2	time	1000	Department of Health		<input type="checkbox"/>
180209	Sameakki	Dengue fever education programme	4	time	2000	Department of Health		<input type="checkbox"/>
180209	Sameakki	Health clinic service	24	time	2000	Department of Health		<input type="checkbox"/>
180209	Sameakki	Women and children health care education	4	time	1300	Department of Health		<input type="checkbox"/>
180209	Sameakki	Food safety and hygiene education	4	time	1600	Department of Health		<input type="checkbox"/>
180209	Sameakki	AIDS infected people care at home	12	time	2000	Department of Health		<input type="checkbox"/>
NREM								
180209	Sameakki	Environmental awareness and law education	2	time	300	Department of Environment	PIF	✓
180209	Sameakki	Tree plantation project	1000	Tree	1000	Forest administration	PIF	✓
180209	Sameakki	Forestry law education	1	time	300	Forest administration	PIF	✓
Administration and Security								
180209	Sameakki	Land law dissemination	1	time	800	Cambodian League for the Promotion and Defense of H.R		✓
180209	Sameakki	TV/Radio broadcasting of local news	1	time	240	Department of Information	PIF	<input type="checkbox"/>
Gender								
180209	Sameakki	Law against domestic violence	1	time	240	Department of Women	PIF	✓

Commune GIS	Commune	Temporary Agreements				Supporter	Funding Source	Listed in CIP before DIW
		Project Name	Quantity	Unit	Est.Cost (K.Riels)			
		dissemination						
180209	Sameakki	Women and children focal point strengthening	1	time	240	Department of Women	PIF	✓
180209	Sameakki	Women role in development strengthening/dissemination	1	time	240	Department of Women	PIF	✓
180209	Sameakki	Rescue children & women from violence	1	time	240	Department of Women	PIF	✓
180209	Sameakki	Gender concept/equity mainstreaming	1	Course/year	240	Department of Women	PIF	□
180209	Sameakki	Anti-trafficking of women and children law dissemination	1	time	240	Department of Women	PIF	✓

8.2.10 Temporary Agreements for 2009 as per DIW 2008 for Commune: Samrong

Commune GIS	Commune	Temporary Agreements				Supporter	Funding Source	Listed in CIP befor DIW
		Project Name	Quantity	Unit	Est.Cost (K.Riels)			
Economic								
180210	Samrong	Chemical and pesticide application training	1	Course/year	600	Department of Agriculture Forestry and Fisheries	PIF	✓
180210	Samrong	Electricity supply	8000	m	80000			☐
180210	Samrong	Compost fertilizer training	1	Course/year	500	Department of Agriculture Forestry and Fisheries	PIF	✓
180210	Samrong	Vegetable growing training	1	Course/year	600	Department of Agriculture Forestry and Fisheries	PIF	✓
180210	Samrong	Rice seed request	100	Kg	300	Department of Agriculture Forestry and Fisheries	PIF	✓
180210	Samrong	Livestock vaccination provision	2	time	800	Department of Agriculture Forestry and Fisheries	PIF	✓
180210	Samrong	Fruit trees seedling request	500	Tree	500	Department of Agriculture Forestry and Fisheries	PIF	✓
180210	Samrong		600	m	18000			✓
180210	Samrong		1	place	20000			☐
Social								

District Data Book 2009: Development Plans and Projects

Commune GIS	Commune	Temporary Agreements				Supporter	Funding Source	Listed in CIP befor DIW
		Project Name	Quantity	Unit	Est.Cost (K.Riels)			
180210	Samrong	Health clinic service	24	time	3000	Department of Health		✓
180210	Samrong	Antenatal care service accessibility improvement	12	time	3000	Department of Health		□
180210	Samrong	Reproductive health awareness education	6	time	800	Reproductive Health Association of Cambodia		✓
180210	Samrong	Reproductive health awareness education	2	time	400	Department of Health		✓
180210	Samrong	Latrine construction	10	toilet	6000	Department of Rural Development		✓
180210	Samrong	Women immunization	4	time	4000	Department of Health		✓
180210	Samrong	Children immunization provision	4	time	2400	Reproductive Health Association of Cambodia		✓
180210	Samrong	Family planning	12	time	3000	Reproductive Health Association of Cambodia		□
180210	Samrong	Children immunization provision	4	time	2400	Department of Health		✓
180210	Samrong	Vocational training	1	Course/year	1000	Department of Labor and Vocational Training	PIF	✓
180210	Samrong	Nutrition support	2	time	2000	Reproductive Health Association of Cambodia		□
180210	Samrong	HIV/AIDS awareness education	2	time	400	Reproductive Health Association of Cambodia		□
180210	Samrong		50	person	7500	Reproductive Health Association of Cambodia		□
180210	Samrong	Sanitation education	12	time	2800	Department of Health		□
180210	Samrong	lk	12	time	2800	Department of Health		□
180210	Samrong	AIDS infected people care at home	12	time	2000	Department of Health		□
180210	Samrong	Family planning	12	time	4000	Department of Health		□
180210	Samrong	Sexual disease treatment needs	12	time	400	Reproductive Health Association of Cambodia		□
180210	Samrong	HIV/AIDS health care program	12	time	2000	Reproductive Health Association of Cambodia		□
180210	Samrong	TB/leprosy patients searching	12	time	2400	Department of Health		□
180210	Samrong	Nutrition support	4	time	2000	Department of Health		□
180210	Samrong	Mosquito larvae removal treatment	2	time	1000	Department of Health		□

District Data Book 2009: Development Plans and Projects

Commune GIS	Commune	Temporary Agreements				Supporter	Funding Source	Listed in CIP before DIW
		Project Name	Quantity	Unit	Est.Cost (K.Riels)			
180210	Samrong	Dengue fever education programme	4	time	2000	Department of Health		<input type="checkbox"/>
180210	Samrong	Antenatal vaccination provision	12	time	1000	Department of Health		<input type="checkbox"/>
180210	Samrong	kl	12	time	1200	Department of Health		<input type="checkbox"/>
180210	Samrong	Women and children health care education	5	time	1600	Department of Health		<input type="checkbox"/>
180210	Samrong	Food safety and hygiene education	4	time	1600	Department of Health		<input type="checkbox"/>
180210	Samrong	Transmitted disease education and prevention	12	time	3200	Department of Health		<input type="checkbox"/>
180210	Samrong	Antenatal care service accessibility improvement	12	time	2000	Reproductive Health Association of Cambodia		<input type="checkbox"/>
NREM								
180210	Samrong	Environmental awareness and law education	2	time	300	Department of Environment	PIF	✓
180210	Samrong	Tree plantation project	1000	Tree	1000	Forest administration	PIF	✓
180210	Samrong	Community forestry activities support	1	Forestry Community	2000	Forest administration	PIF	✓
Administration and Security								
180210	Samrong	TV/Radio broadcasting of local news	1	time	240	Department of Information	PIF	<input type="checkbox"/>
180210	Samrong	Land law dissemination	1	time	800	Cambodian League for the Promotion and Defense of H.R		✓
Gender								
180210	Samrong	Women role in development strengthening/dissemination	1	time	240	Department of Women	PIF	✓
180210	Samrong	Gender concept/equity mainstreaming	1	Course/year	240	Department of Women	PIF	✓
180210	Samrong	Rescue children & women from violence	1	time	240	Department of Women	PIF	✓
180210	Samrong	Law against domestic violence dissemination	1	time	240	Department of Women	PIF	✓
180210	Samrong	Children's labor exploitation elimination	1	time	1000	Department of Labor and Vocational Training	PIF	✓

Commune GIS	Commune	Temporary Agreements				Supporter	Funding Source	Listed in CIP before DIW
		Project Name	Quantity	Unit	Est.Cost (K.Riels)			
180210	Samrong	Anti-trafficking of women and children law dissemination	1	time	240	Department of Women	PIF	✓

8.2.11 Temporary Agreements for 2009 as per DIW 2008 for Commune: Tuek L'ak

Commune GIS	Commune	Temporary Agreements				Supporter	Funding Source	Listed in CIP before DIW
		Project Name	Quantity	Unit	Est.Cost (K.Riels)			
Economic								
180211	Tuek L'ak	Chemical and pesticide application training	1	Course/year	600	Department of Agriculture Forestry and Fisheries	PIF	✓
180211	Tuek L'ak	E.M technique training	1	Course/year	400	Department of Labor and Vocational Training	PIF	□
180211	Tuek L'ak	Asphalt road repair	4000	m	160000	Department of Public Work and Transport		□
180211	Tuek L'ak	Rice field demonstration	750	m2	1000	Department of Agriculture Forestry and Fisheries	PIF	✓
180211	Tuek L'ak		1	place	15000	Department of Water Resources and Meteorology	PIF	□
180211	Tuek L'ak	Compost fertilizer training	1	Course/year	500	Department of Agriculture Forestry and Fisheries	PIF	□
180211	Tuek L'ak	Fruit trees seedling request	500	Tree	500	Department of Agriculture Forestry and Fisheries	PIF	✓
180211	Tuek L'ak	Vegetable growing training	1	Course/year	600	Department of Labor and Vocational Training	PIF	✓
180211	Tuek L'ak	Vegetable growing training	1	Course/year	600	Department of Agriculture Forestry and Fisheries	PIF	✓
180211	Tuek L'ak	Animal raising training	1	Course/year	600	Department of Labor and Vocational Training	PIF	✓
180211	Tuek L'ak	Animal raising training	1	Course/year	600	Department of Agriculture Forestry and Fisheries	PIF	✓
180211	Tuek L'ak	Livestock vaccination provision	2	time	800	Department of Agriculture Forestry and Fisheries	PIF	✓
180211	Tuek L'ak	Rice seed request	100	Kg	300	Department of Agriculture	PIF	✓

District Data Book 2009: Development Plans and Projects

Commune GIS	Commune	Temporary Agreements				Supporter	Funding Source	Listed in CIP before DIW
		Project Name	Quantity	Unit	Est.Cost (K.Riels)			
						Forestry and Fisheries		
180211	Tuek L'ak	Vegetable seed and farming tools request	10	Kg	100	Department of Agriculture Forestry and Fisheries	PIF	✓
Social								
180211	Tuek L'ak	Latrine construction	10	toilet	6000	Department of Rural Development		✓
180211	Tuek L'ak	Reproductive health awareness education	4	time	600	Reproductive Health Association of Cambodia		□
180211	Tuek L'ak	Family planning	12	time	3000	Reproductive Health Association of Cambodia		□
180211	Tuek L'ak	Children immunization provision	4	time	2400	Reproductive Health Association of Cambodia		✓
180211	Tuek L'ak	Children immunization provision	4	time	2400	Department of Health		✓
180211	Tuek L'ak	Women immunization	4	time	4000	Department of Health		✓
180211	Tuek L'ak	Reproductive health awareness education	2	time	400	Department of Health		□
180211	Tuek L'ak	Women and children health care education	6	time	2000	Department of Health		✓
180211	Tuek L'ak	Sanitation education	12	time	2800	Department of Health		✓
180211	Tuek L'ak	Mosquito larvae removal treatment	2	time	1000	Department of Health		□
180211	Tuek L'ak	kl	12	time	1000	Department of Health		□
180211	Tuek L'ak	Sexual disease treatment needs	12	time	300	Reproductive Health Association of Cambodia		□
180211	Tuek L'ak	AIDS infected people care at home	12	time	2000	Department of Health		□
180211	Tuek L'ak	HIV/AIDS health care program	12	time	2000	Reproductive Health Association of Cambodia		□
180211	Tuek L'ak	HIV/AIDS awareness education	2	time	400	Reproductive Health Association of Cambodia		□
180211	Tuek L'ak		50	person	7500	Reproductive Health Association of Cambodia		□
180211	Tuek L'ak	lk	12	time	2800	Department of Health		□
180211	Tuek L'ak	TB/leprosy patients searching	12	time	2400	Department of Health		□
180211	Tuek L'ak	Family planning	12	time	4000	Department of Health		□
180211	Tuek L'ak	Nutrition support	4	time	2000	Department of Health		□

District Data Book 2009: Development Plans and Projects

Commune GIS	Commune	Temporary Agreements				Supporter	Funding Source	Listed in CIP befor DIW
		Project Name	Quantity	Unit	Est.Cost (K.Riels)			
180211	Tuek L'ak	Antenatal care service accessibility improvement	12	time	3000	Department of Health		<input type="checkbox"/>
180211	Tuek L'ak	Antenatal vaccination provision	12	time	1000	Department of Health		<input type="checkbox"/>
180211	Tuek L'ak	Antenatal care service accessibility improvement	12	time	2000	Reproductive Health Association of Cambodia		<input type="checkbox"/>
180211	Tuek L'ak	Nutrition support	2	time	2000	Reproductive Health Association of Cambodia		<input type="checkbox"/>
180211	Tuek L'ak	Food safety and hygiene education	4	time	1600	Department of Health		<input type="checkbox"/>
180211	Tuek L'ak	Health clinic service	24	time	3000	Department of Health		<input type="checkbox"/>
180211	Tuek L'ak	Dengue fever education programme	4	time	2000	Department of Health		<input type="checkbox"/>
180211	Tuek L'ak	Transmitted disease education and prevention	12	time	3200	Department of Health		<input type="checkbox"/>
NREM								
180211	Tuek L'ak	Environmental awareness and law education	2	time	300	Department of Environment	PIF	✓
Administration and Security								
180211	Tuek L'ak	Land law dissemination	1	time	800	Cambodian League for the Promotion and Defense of H.R		✓
180211	Tuek L'ak	TV/Radio broadcasting of local news	1	time	240	Department of Information	PIF	<input type="checkbox"/>
Gender								
180211	Tuek L'ak	Rescue children & women from violence	1	time	240	Department of Women	PIF	✓
180211	Tuek L'ak	Swindle trick of broker prevention education	1	time	240	Department of Women	PIF	✓
180211	Tuek L'ak	Women capacity building for social participation	1	time	240	Department of Women	PIF	✓
180211	Tuek L'ak	Gender concept/equity mainstreaming	1	Course/year	240	Department of Women	PIF	✓
180211	Tuek L'ak	Women role in development strengthening/dissemination	1	time	240	Department of Women	PIF	<input type="checkbox"/>
180211	Tuek L'ak	Swindle trick of broker prevention education	1	time	240	Department of Social and Veteran Affairs and Youth Rehabilitation	PIF	<input type="checkbox"/>
180211	Tuek L'ak	Anti-trafficking of women and children law dissemination	1	time	240	Department of Women	PIF	<input type="checkbox"/>

Commune GIS	Commune	Temporary Agreements				Supporter	Funding Source	Listed in CIP before DIW
		Project Name	Quantity	Unit	Est.Cost (K.Riels)			
180211	Tuek L'ak	Law against domestic violence dissemination	1	time	240	Department of Women	PIF	<input type="checkbox"/>

8.2.12 Temporary Agreements for 2009 as per DIW 2008 for Commune: Tuek Thla

Commune GIS	Commune	Temporary Agreements				Supporter	Funding Source	Listed in CIP before DIW
		Project Name	Quantity	Unit	Est.Cost (K.Riels)			
Economic								
180212	Tuek Thla	Asphalt road repair	4000	m	160000	Department of Public Work and Transport		<input type="checkbox"/>
180212	Tuek Thla	Compost fertilizer training	1	Course/year	500	Department of Agriculture Forestry and Fisheries	PIF	✓
180212	Tuek Thla	Compost fertilizer training	1	Course/year	400	Department of Labor and Vocational Training	PIF	✓
180212	Tuek Thla	Rice field demonstration	750	m2	1000	Department of Agriculture Forestry and Fisheries	PIF	✓
180212	Tuek Thla	Chemical and pesticide application training	1	Course/year	600	Department of Agriculture Forestry and Fisheries	PIF	✓
180212	Tuek Thla	Animal raising training	1	Course/year	600	Department of Agriculture Forestry and Fisheries	PIF	✓
180212	Tuek Thla	Animal raising training	1	Course/year	600	Department of Labor and Vocational Training	PIF	✓
180212	Tuek Thla	Vegetable growing training	1	Course/year	600	Department of Agriculture Forestry and Fisheries	PIF	✓
180212	Tuek Thla	Vegetable growing training	1	Course/year	600	Department of Labor and Vocational Training	PIF	✓
180212	Tuek Thla	Vegetable seed and farming tools request	10	Kg	100	Department of Agriculture Forestry and Fisheries	PIF	✓
180212	Tuek Thla	Livestock vaccination provision	2	time	800	Department of Agriculture Forestry and Fisheries	PIF	✓
180212	Tuek Thla	E.M technique training	1	Course/year	400	Department of Labor and Vocational Training	PIF	<input type="checkbox"/>
Social								

District Data Book 2009: Development Plans and Projects

Commune GIS	Commune	Temporary Agreements				Supporter	Funding Source	Listed in CIP before DIW
		Project Name	Quantity	Unit	Est.Cost (K.Riels)			
180212	Tuek Thla	HIV/AIDS awareness education	2	time	400	Reproductive Health Association of Cambodia		<input type="checkbox"/>
180212	Tuek Thla	Health clinic service	24	time	3000	Department of Health		<input checked="" type="checkbox"/>
180212	Tuek Thla	Women immunization	4	time	4000	Department of Health		<input checked="" type="checkbox"/>
180212	Tuek Thla	Children immunization provision	4	time	2400	Department of Health		<input checked="" type="checkbox"/>
180212	Tuek Thla	Children immunization provision	4	time	2400	Reproductive Health Association of Cambodia		<input checked="" type="checkbox"/>
180212	Tuek Thla	Family planning	12	time	4000	Department of Health		<input type="checkbox"/>
180212	Tuek Thla		50	person	7500	Reproductive Health Association of Cambodia		<input type="checkbox"/>
180212	Tuek Thla	kl	12	time	1000	Department of Health		<input type="checkbox"/>
180212	Tuek Thla	Latrine construction	10	toilet	6000	Department of Rural Development		<input checked="" type="checkbox"/>
180212	Tuek Thla	Sanitation education	12	time	2800	Department of Health		<input checked="" type="checkbox"/>
180212	Tuek Thla	HIV/AIDS health care program	12	time	2000	Reproductive Health Association of Cambodia		<input type="checkbox"/>
180212	Tuek Thla	Sexual disease treatment needs	12	time	300	Reproductive Health Association of Cambodia		<input type="checkbox"/>
180212	Tuek Thla	Family planning	12	time	3000	Reproductive Health Association of Cambodia		<input type="checkbox"/>
180212	Tuek Thla	Reproductive health awareness education	4	time	600	Reproductive Health Association of Cambodia		<input type="checkbox"/>
180212	Tuek Thla	Mosquito larvae removal treatment	2	time	1000	Department of Health		<input type="checkbox"/>
180212	Tuek Thla	Antenatal care service accessibility improvement	12	time	3000	Department of Health		<input type="checkbox"/>
180212	Tuek Thla	Antenatal care service accessibility improvement	12	time	2000	Reproductive Health Association of Cambodia		<input type="checkbox"/>
180212	Tuek Thla	lk	12	time	2800	Department of Health		<input type="checkbox"/>
180212	Tuek Thla	Transmitted disease education and prevention	12	time	3200	Department of Health		<input type="checkbox"/>
180212	Tuek Thla	Food safety and hygiene education	4	time	1600	Department of Health		<input type="checkbox"/>
180212	Tuek Thla	Women and children health care education	4	time	1300	Department of Health		<input type="checkbox"/>
180212	Tuek Thla	Antenatal vaccination provision	12	time	1000	Department of Health		<input type="checkbox"/>

District Data Book 2009: Development Plans and Projects

Commune GIS	Commune	Temporary Agreements				Supporter	Funding Source	Listed in CIP before DIW
		Project Name	Quantity	Unit	Est.Cost (K.Riels)			
180212	Tuek Thla	Dengue fever education programme	4	time	2000	Department of Health		<input type="checkbox"/>
180212	Tuek Thla	TB/leprosy patients searching	12	time	2400	Department of Health		<input type="checkbox"/>
180212	Tuek Thla	Reproductive health awareness education	2	time	400	Department of Health		<input type="checkbox"/>
180212	Tuek Thla	Nutrition support	2	time	2000	Reproductive Health Association of Cambodia		<input type="checkbox"/>
180212	Tuek Thla	AIDS infected people care at home	12	time	2000	Department of Health		<input type="checkbox"/>
180212	Tuek Thla	Nutrition support	4	time	2000	Department of Health		<input type="checkbox"/>
NREM								
180212	Tuek Thla	Environmental awareness and law education	2	time	300	Department of Environment	PIF	✓
180212	Tuek Thla	Environmental awareness and law education	2	time	400	Cambodian Human Rights Association		✓
180212	Tuek Thla	Forestry law education	1	time	300	Forest administration	PIF	✓
180212	Tuek Thla	Community forestry activities support	1	Forestry Community	2000	Forest administration	PIF	✓
180212	Tuek Thla	Tree plantation project	1000	Tree	1000	Forest administration	PIF	✓
Administration and Security								
180212	Tuek Thla	TV/Radio broadcasting of local news	1	time	240	Department of Information	PIF	<input type="checkbox"/>
180212	Tuek Thla	pr	1	time	800	Cambodian Human Rights Association		<input type="checkbox"/>
180212	Tuek Thla	Drug and related law education	1	time	240	Department of Social and Veteran Affairs and Youth Rehabilitation		✓
Gender								
180212	Tuek Thla	Anti-trafficking of women and children law dissemination	2	time	400	BAICE		<input type="checkbox"/>
180212	Tuek Thla	Swindle trick of broker prevention education	2	time	1000	BAICE		✓
180212	Tuek Thla	Gender concept/equity mainstreaming	1	Course/year	240	Department of Women	PIF	<input type="checkbox"/>
180212	Tuek Thla	Anti-trafficking of women and	1	time	240	Department of Women	PIF	<input type="checkbox"/>

Commune GIS	Commune	Temporary Agreements				Supporter	Funding Source	Listed in CIP before DIW
		Project Name	Quantity	Unit	Est.Cost (K.Riels)			
		children law dissemination						
180212	Tuek Thla	Swindle trick of broker prevention education	1	time	240	Department of Social and Veteran Affairs and Youth Rehabilitation	PIF	<input type="checkbox"/>
180212	Tuek Thla	Swindle trick of broker prevention education	1	time	240	Department of Women	PIF	✓
180212	Tuek Thla	Rescue children & women from violence	1	time	240	Department of Women	PIF	✓
180212	Tuek Thla	Law against domestic violence dissemination	1	time	240	Department of Women	PIF	✓
180212	Tuek Thla	Women role in development strengthening/dissemination	1	time	240	Department of Women	PIF	✓
180212	Tuek Thla	Children's labor exploitation elimination	2	time	2000	BAICE		<input type="checkbox"/>
180212	Tuek Thla	Woman and children's rights dissemination	1	time	240	Department of Women	PIF	✓

8.2.13 Temporary Agreements for 2009 as per DIW 2008 for Commune: Tuol Totueng

Commune GIS	Commune	Temporary Agreements				Supporter	Funding Source	Listed in CIP before DIW
		Project Name	Quantity	Unit	Est.Cost (K.Riels)			
Economic								
180213	Tuol Totueng	Compost fertilizer training	1	Course/year	400	Department of Labor and Vocational Training	PIF	<input type="checkbox"/>
180213	Tuol Totueng	Rice seed request	100	Kg	300	Department of Agriculture Forestry and Fisheries	PIF	✓
180213	Tuol Totueng	Mixed farming system training	1	Course/year	800	Department of Agriculture Forestry and Fisheries	PIF	✓
180213	Tuol Totueng	Electricity supply	4000	m	40000			✓
180213	Tuol Totueng	Livestock vaccination provision	2	time	800	Department of Agriculture Forestry and Fisheries	PIF	✓
180213	Tuol	Animal raising training	1	Course/year	600	Department of Labor and	PIF	<input type="checkbox"/>

District Data Book 2009: Development Plans and Projects

Commune GIS	Commune	Temporary Agreements				Supporter	Funding Source	Listed in CIP before DIW
		Project Name	Quantity	Unit	Est.Cost (K.Riels)			
	Totueng					Vocational Training		
180213	Tuol Totueng	Vegetable growing training	1	Course/year	600	Department of Labor and Vocational Training	PIF	<input type="checkbox"/>
180213	Tuol Totueng	E.M technique training	1	Course/year	400	Department of Labor and Vocational Training	PIF	<input type="checkbox"/>
Social								
180213	Tuol Totueng	Antenatal care service accessibility improvement	12	time	3000	Department of Health		<input type="checkbox"/>
180213	Tuol Totueng	Reproductive health awareness education	4	time	600	Reproductive Health Association of Cambodia		<input type="checkbox"/>
180213	Tuol Totueng	Family planning	12	time	4000	Department of Health		<input type="checkbox"/>
180213	Tuol Totueng	Antenatal care service accessibility improvement	12	time	2000	Reproductive Health Association of Cambodia		<input type="checkbox"/>
180213	Tuol Totueng	Nutrition support	2	time	2000	Reproductive Health Association of Cambodia		✓
180213	Tuol Totueng	Reproductive health awareness education	2	time	400	Department of Health		<input type="checkbox"/>
180213	Tuol Totueng	Nutrition support	4	time	2000	Department of Health		✓
180213	Tuol Totueng	Women and children health care education	6	time	2000	Department of Health		✓
180213	Tuol Totueng	Children immunization provision	4	time	2400	Reproductive Health Association of Cambodia		✓
180213	Tuol Totueng	Children immunization provision	4	time	2400	Department of Health		✓
180213	Tuol Totueng	Latrine construction	10	toilet	6000	Department of Rural Development		✓
180213	Tuol Totueng	Transmitting disease prevention education	6	time	2000	Department of Health		✓
180213	Tuol Totueng	lk	12	time	2800	Department of Health		<input type="checkbox"/>
180213	Tuol Totueng	HIV/AIDS awareness education	2	time	400	Reproductive Health Association of Cambodia		<input type="checkbox"/>

District Data Book 2009: Development Plans and Projects

Commune GIS	Commune	Temporary Agreements				Supporter	Funding Source	Listed in CIP before DIW
		Project Name	Quantity	Unit	Est.Cost (K.Riels)			
180213	Tuol Totueng	Family planning	12	time	3000	Reproductive Health Association of Cambodia		<input type="checkbox"/>
180213	Tuol Totueng	AIDS infected people care at home	12	time	2000	Department of Health		<input type="checkbox"/>
180213	Tuol Totueng	Food safety and hygiene education	4	time	1600	Department of Health		<input type="checkbox"/>
180213	Tuol Totueng	Sexual disease treatment needs	12	time	300	Reproductive Health Association of Cambodia		<input type="checkbox"/>
180213	Tuol Totueng	kl	12	time	1000	Department of Health		<input type="checkbox"/>
180213	Tuol Totueng	HIV/AIDS health care program	12	time	2000	Reproductive Health Association of Cambodia		<input type="checkbox"/>
180213	Tuol Totueng	Sanitation education	12	time	2800	Department of Health		<input type="checkbox"/>
180213	Tuol Totueng	TB/leprosy patients searching	12	time	2400	Department of Health		<input type="checkbox"/>
180213	Tuol Totueng	Mosquito larvae removal treatment	2	time	1000	Department of Health		<input type="checkbox"/>
180213	Tuol Totueng	Dengue fever education programme	4	time	2000	Department of Health		<input type="checkbox"/>
180213	Tuol Totueng	Health clinic service	24	time	3000	Department of Health		<input type="checkbox"/>
180213	Tuol Totueng	Antenatal vaccination provision	12	time	1000	Department of Health		<input type="checkbox"/>
180213	Tuol Totueng	Women immunization	4	time	4000	Department of Health		<input type="checkbox"/>
180213	Tuol Totueng		50	person	7500	Reproductive Health Association of Cambodia		<input type="checkbox"/>
NREM								
180213	Tuol Totueng	Strengthening fishery community	1	Fishing Community	1000			✓
Administration and Security								
180213	Tuol Totueng	Provision of land titles/certificates	1165	doc	120000	Department of Land Management, Urban		✓

District Data Book 2009: Development Plans and Projects

Commune GIS	Commune	Temporary Agreements				Supporter	Funding Source	Listed in CIP before DIW
		Project Name	Quantity	Unit	Est.Cost (K.Riels)			
						Planning & Construction		
180213	Tuol Totueng	TV/Radio broadcasting of local news	1	time	240	Department of Information	PIF	<input type="checkbox"/>
180213	Tuol Totueng	Drug and related law education	1	time	240	Department of Social and Veteran Affairs and Youth Rehabilitation		✓
Gender								
180213	Tuol Totueng	Anti-trafficking of women and children law dissemination	1	time	240	Department of Women	PIF	✓
180213	Tuol Totueng	Anti-trafficking of women and children law dissemination	2	time	400	BAICE		✓
180213	Tuol Totueng	Swindle trick of broker prevention education	1	time	240	Department of Social and Veteran Affairs and Youth Rehabilitation	PIF	<input type="checkbox"/>
180213	Tuol Totueng	Swindle trick of broker prevention education	2	time	1000	BAICE		<input type="checkbox"/>
180213	Tuol Totueng	Gender concept/equity mainstreaming	1	Course/year	240	Department of Women	PIF	<input type="checkbox"/>
180213	Tuol Totueng	Women role in development strengthening/dissemination	1	time	240	Department of Women	PIF	<input type="checkbox"/>
180213	Tuol Totueng	Children's labor exploitation elimination	2	time	2000	BAICE		<input type="checkbox"/>
180213	Tuol Totueng	Law against domestic violence dissemination	1	time	240	Department of Women	PIF	✓

8.2.14 Temporary Agreements for 2009 as per DIW 2008 for Commune: Veal Renh

Commune GIS	Commune	Temporary Agreements				Supporter	Funding Source	Listed in CIP before DIW
		Project Name	Quantity	Unit	Est.Cost (K.Riels)			
Economic								
180214	Veal Renh	bn	1	place	20000			<input type="checkbox"/>
180214	Veal	Rice seed request	100	Kg	300	Department of Agriculture	PIF	✓

District Data Book 2009: Development Plans and Projects

Commune GIS	Commune	Temporary Agreements				Supporter	Funding Source	Listed in CIP before DIW
		Project Name	Quantity	Unit	Est.Cost (K.Riels)			
	Renh					Forestry and Fisheries		
180214	Veal Renh	Chemical and pesticide application training	1	Course/year	600	Department of Agriculture Forestry and Fisheries	PIF	✓
180214	Veal Renh	Vegetable growing training	1	Course/year	600	Department of Agriculture Forestry and Fisheries	PIF	✓
180214	Veal Renh	Vegetable growing training	1	Course/year	600	Department of Labor and Vocational Training	PIF	✓
180214	Veal Renh	Compost fertilizer training	1	Course/year	500	Department of Agriculture Forestry and Fisheries	PIF	✓
180214	Veal Renh	Compost fertilizer training	1	Course/year	400	Department of Labor and Vocational Training	PIF	✓
180214	Veal Renh	Vegetable seed and farming tools request	10	Kg	100	Department of Agriculture Forestry and Fisheries	PIF	✓
180214	Veal Renh		900	m	20000	Department of Water Resources and Meteorology	PIF	✓
180214	Veal Renh		900	m	21000			✓
180214	Veal Renh	Animal raising training	1	Course/year	600	Department of Labor and Vocational Training	PIF	□
180214	Veal Renh	Livestock vaccination provision	2	time	800	Department of Agriculture Forestry and Fisheries	PIF	✓
180214	Veal Renh	Electricity supply	8000	m	80000			□
180214	Veal Renh	E.M technique training	1	Course/year	400	Department of Labor and Vocational Training	PIF	□
Social								
180214	Veal Renh	TB/leprosy patients searching	12	time	2400	Department of Health		□
180214	Veal Renh	HIV/AIDS awareness education	2	time	400	Reproductive Health Association of Cambodia		□
180214	Veal Renh		50	person	7500	Reproductive Health Association of Cambodia		□
180214	Veal Renh	lk	12	time	2800	Department of Health		□

District Data Book 2009: Development Plans and Projects

Commune GIS	Commune	Temporary Agreements				Supporter	Funding Source	Listed in CIP before DIW
		Project Name	Quantity	Unit	Est.Cost (K.Riels)			
180214	Veal Renh	Children immunization provision	4	time	2400	Department of Health		✓
180214	Veal Renh	Children immunization provision	4	time	2400	Reproductive Health Association of Cambodia		✓
180214	Veal Renh	Latrine construction	10	toilet	6000	Department of Rural Development		✓
180214	Veal Renh	Sanitation education	12	time	2800	Department of Health		✓
180214	Veal Renh	Transmitting disease prevention education	6	time	2000	Department of Health		✓
180214	Veal Renh	AIDS infected people care at home	12	time	2000	Department of Health		□
180214	Veal Renh	Sexual disease treatment needs	12	time	400	Reproductive Health Association of Cambodia		□
180214	Veal Renh	HIV/AIDS health care program	12	time	2000	Reproductive Health Association of Cambodia		□
180214	Veal Renh	kl	12	time	1200	Department of Health		□
180214	Veal Renh	Nutrition support	2	time	2000	Reproductive Health Association of Cambodia		□
180214	Veal Renh	Reproductive health awareness education	6	time	800	Reproductive Health Association of Cambodia		□
180214	Veal Renh	Antenatal vaccination provision	12	time	1000	Department of Health		□
180214	Veal Renh	Mosquito larvae removal treatment	2	time	1000	Department of Health		□
180214	Veal Renh	Dengue fever education programme	4	time	2000	Department of Health		□
180214	Veal Renh	Women immunization	4	time	4000	Department of Health		□
180214	Veal Renh	Family planning	12	time	4000	Department of Health		□
180214	Veal Renh	Family planning	12	time	3000	Reproductive Health Association of Cambodia		□

District Data Book 2009: Development Plans and Projects

Commune GIS	Commune	Temporary Agreements				Supporter	Funding Source	Listed in CIP before DIW
		Project Name	Quantity	Unit	Est.Cost (K.Riels)			
180214	Veal Renh	Women and children health care education	6	time	2000	Department of Health		<input type="checkbox"/>
180214	Veal Renh	Nutrition support	4	time	2000	Department of Health		<input type="checkbox"/>
180214	Veal Renh	Food safety and hygiene education	4	time	1600	Department of Health		<input type="checkbox"/>
180214	Veal Renh	Health clinic service	24	time	3000	Department of Health		<input type="checkbox"/>
180214	Veal Renh	Reproductive health awareness education	4	time	800	Department of Health		<input type="checkbox"/>
180214	Veal Renh	Antenatal care service accessibility improvement	12	time	3500	Department of Health		<input type="checkbox"/>
180214	Veal Renh	Antenatal care service accessibility improvement	12	time	2000	Reproductive Health Association of Cambodia		<input type="checkbox"/>
NREM								
180214	Veal Renh	Forestry law education	1	time	300	Forest administration	PIF	✓
180214	Veal Renh	Environmental awareness and law education	2	time	300	Department of Environment	PIF	✓
Administration and Security								
180214	Veal Renh	TV/Radio broadcasting of local news	1	time	240	Department of Information	PIF	✓
180214	Veal Renh	pr	1	time	800	Cambodian Human Rights Association		<input type="checkbox"/>
Gender								
180214	Veal Renh	Gender concept/equity mainstreaming	1	Course/year	240	Department of Women	PIF	✓
180214	Veal Renh	Law against domestic violence dissemination	1	time	240	Department of Women	PIF	✓
180214	Veal Renh	Women and children focal point strengthening	1	time	240	Department of Women	PIF	✓
180214	Veal Renh	Women role in development strengthening/dissemination	1	time	240	Department of Women	PIF	✓
180214	Veal	Anti-trafficking of women and children	1	time	240	Department of Women	PIF	✓

District Data Book 2009: Development Plans and Projects

Commune GIS	Commune	Temporary Agreements				Supporter	Funding Source	Listed in CIP befor DIW
		Project Name	Quantity	Unit	Est.Cost (K.Riels)			
	Renh	law dissemination						

Source: CDPD, District Level Detail TA resulting from DIW

8.3 Outputs, estimated and actual costs of C/S Fund Projects between 2005 and 2008, by Commune

Commune	Project Type	Budget Year	Output		Quantity	Unit	Unit Cost MR	
			Description	Type			Estimate	Actual
Andoung Thma	Rural Transport	2005	Laterite road	Repair	1.248	Km	21.53	24.75
Andoung Thma	Rural Transport	2005	Single pipe culvert	New	2	Place	3.22	24.75
Andoung Thma	Rural Transport	2006	Laterite road	Repair	1.5	Km	27.35	28.99
Andoung Thma	Rural Transport	2007	Double pipe culvert	New	1	Place	2.08	29.90
Andoung Thma	Rural Transport	2007	Laterite road	Repair	1.032	Km	21.50	29.90
Andoung Thma	Rural Transport	2007	Single pipe culvert	New	4	Place	6.33	29.90
Andoung Thma	Rural Transport	2008	Single pipe culvert	New	2	Place	5.05	32.13
Andoung Thma	Rural Transport	2008	Laterite road	Repair	0.832	Km	27.07	32.13
Boeng Ta Prum	Rural Transport	2005	Single pipe culvert	New	1	Place	1.69	28.20
Boeng Ta Prum	Rural Transport	2005	Double pipe culvert	New	1	Place	3.00	28.20
Boeng Ta Prum	Rural Transport	2005	Laterite road	Repair	1.336	Km	23.51	28.20
Boeng Ta Prum	Rural Transport	2006	Single pipe culvert	New	4	Place	5.72	32.74
Boeng Ta Prum	Rural Transport	2006	Laterite road	Repair	1.285	Km	22.98	32.74
Boeng Ta Prum	Rural Transport	2006	Double pipe culvert	New	1	Place	4.04	32.74
Boeng Ta Prum	Rural Transport	2007	Double pipe culvert	New	1	Place	5.81	30.08
Boeng Ta Prum	Rural Transport	2007	Laterite road	Repair	1.09	Km	21.86	30.08
Boeng Ta Prum	Rural Transport	2007	Single pipe culvert	New	1	Place	2.44	30.08
Boeng Ta Prum	Rural Domestic Water Supplies	2007	Pond with no filter	Repair	1	Place	20.92	21.50
Boeng Ta Prum	Rural Transport	2008	Laterite road	Upgrade	0.65	Km	37.85	40.38
Boeng Ta Prum	Rural Transport	2008	Single pipe culvert	New	1	Place	2.53	40.38
Bet Trang	Rural Transport	2005	Laterite road	Repair	1.35	Km	13.07	22.59
Bet Trang	Rural Transport	2005	Double pipe culvert	New	1	Place	4.96	22.59
Bet Trang	Rural Transport	2005	Single pipe culvert	New	1	Place	1.45	22.59
Bet Trang	Rural Domestic Water Supplies	2006	Piped water supplies	New	637	Houses	23.79	22.55
Bet Trang	Rural Transport	2007	Single pipe culvert	New	1	Place	1.61	32.25
Bet Trang	Irrigation	2007	Earth dam	Repair	0.4	Km	20.12	20.05
Bet Trang	Rural Transport	2007	Double pipe culvert	New	1	Place	3.91	32.25
Bet Trang	Rural Transport	2007	Laterite road	Repair	0.929	Km	26.77	32.25
Bet Trang	Rural Transport	2008	Laterite road	Repair	1.312	Km	28.62	33.67
Bet Trang	Irrigation	2008	Earth dam	Repair	0.3505	Km	25.84	25.86
Bet Trang	Rural Transport	2008	Single pipe culvert	New	2	Place	5.05	33.67
Cheung Kou	Rural Transport	2005	Laterite road	Repair	2.587	Km	27.76	31.01
Cheung Kou	Rural Transport	2005	Single pipe culvert	New	3	Place	3.26	31.01

Commune	Project Type	Budget Year	Output		Quantity	Unit	Unit Cost MR	
			Description	Type			Estimate	Actual
Cheung Kou	Rural Transport	2006	Laterite road	Repair	1.778	Km	27.30	34.28
Cheung Kou	Rural Transport	2006	Single pipe culvert	New	4	Place	6.98	34.28
Cheung Kou	Irrigation	2007	Single cell box culvert with gate	New	1	Place	19.50	28.00
Cheung Kou	Irrigation	2007	Single pipe culvert	New	1	Place	2.50	28.00
Cheung Kou	Rural Transport	2007	Single pipe culvert	New	2	Place	4.52	37.99
Cheung Kou	Rural Transport	2007	Laterite road	Repair	3.239	Km	33.47	37.99
Cheung Kou	Irrigation	2007	Canal	Repair	0.434	Km	6.00	28.00
Cheung Kou	Rural Transport	2008	Single cell box culvert	New	1	Place	12.49	41.50
Cheung Kou	Rural Transport	2008	Laterite road	Upgrade	1.65	Km	31.91	41.50
Ou Chrov	Rural Transport	2005	Laterite road	Repair	0.918	Km	18.47	26.12
Ou Chrov	Rural Transport	2005	Double pipe culvert	New	1	Place	0.76	26.12
Ou Chrov	Rural Transport	2006	Double pipe culvert	New	1	Place	4.70	31.52
Ou Chrov	Rural Transport	2006	Single pipe culvert	New	3	Place	9.39	31.52
Ou Chrov	Rural Transport	2006	Laterite road	Repair	0.865	Km	14.56	31.52
Ou Chrov	Rural Domestic Water Supplies	2007	Pond with no filter	Repair	1	Place	20.12	18.50
Ou Chrov	Rural Transport	2007	Laterite road	Repair	1.098	Km	26.88	33.97
Ou Chrov	Rural Transport	2007	Single pipe culvert	New	3	Place	9.01	33.97
Ou Chrov	Rural Domestic Water Supplies	2008	Pond with no filter	Upgrade	1	Place	25.64	25.64
Ou Chrov	Rural Transport	2008	Single pipe culvert	New	2	Place	5.05	34.70
Ou Chrov	Rural Transport	2008	Laterite road	Repair	0.5	Km	29.64	34.70
Ou Oknha Heng	Rural Transport	2005	Single pipe culvert	New	2	Place	4.01	24.44
Ou Oknha Heng	Rural Transport	2005	Laterite road	Repair	1.25	Km	21.70	24.44
Ou Oknha Heng	Rural Transport	2006	Double pipe culvert	New	1	Place	5.34	34.96
Ou Oknha Heng	Rural Transport	2006	Single pipe culvert	New	3	Place	3.23	34.96
Ou Oknha Heng	Rural Transport	2006	Laterite road	Repair	1.69	Km	26.39	34.96
Ou Oknha Heng	Rural Transport	2007	Laterite road	Repair	0.889	Km	29.70	34.71
Ou Oknha Heng	Irrigation	2007		Repair	0		0	20
Ou Oknha Heng	Rural Transport	2007	Single pipe culvert	New	3	Place	5.06	34.71
Ou Oknha Heng	Irrigation	2008	Single cell box culvert with gate	New	1	Place	44.39	44.39
Ou Oknha Heng	Rural Transport	2008	Laterite road	Repair	0.3	Km	13.23	40.06
Ou Oknha Heng	Rural Transport	2008	Laterite road	Upgrade	0.55	Km	26.86	40.06
Prey Nob	Rural Transport	2005	Double pipe culvert	New	1	Place	3.74	23.95
Prey Nob	Rural Transport	2005	Single pipe culvert	New	5	Place	9.61	23.95
Prey Nob	Rural Transport	2005	Laterite road	Repair	0.81	Km	14.34	23.95

Commune	Project Type	Budget Year	Output		Quantity	Unit	Unit Cost MR	
			Description	Type			Estimate	Actual
Prey Nob	Rural Transport	2006	Earth road	Repair	1.563	Km	35.03	35.03
Prey Nob	Rural Transport	2007	Laterite road	Repair	0.752	Km	14.65	31.03
Prey Nob	Rural Transport	2007	Single pipe culvert	New	8	Place	15.88	31.03
Prey Nob	Rural Transport	2008	Laterite road	Repair	0.449	Km	16.76	37.12
Prey Nob	Rural Transport	2008	Laterite road	Upgrade	0.293	Km	13.98	37.12
Prey Nob	Rural Transport	2008	Single pipe culvert	New	2	Place	6.36	37.12
Ream	Rural Transport	2005	Laterite road	Repair	0.77	Km	13.86	15.50
Ream	Rural Transport	2005	Single pipe culvert	New	2	Place	3.51	15.50
Ream	Rural Transport	2006	Laterite road	Repair	3.05	Km	39.30	53.16
Ream	Rural Transport	2006	Single pipe culvert	New	8	Place	12.20	53.16
Ream	Irrigation	2007	Single pipe culvert	New	4	Place	8.70	34.00
Ream	Rural Transport	2007	Laterite road	Repair	1.189	Km	32.37	39.30
Ream	Irrigation	2007	Canal	Repair	0.315	Km	28.81	34.00
Ream	Rural Transport	2007	Single cell box culvert	New	1	Place	6.93	39.30
Ream	Rural Transport	2008	Laterite road	New	0.726	Km	25.19	37.59
Ream	Rural Transport	2008	Single pipe culvert	New	2	Place	12.29	37.59
Ream	Urban Drainage and Flood Protection	2008	Drain pipe for flood water	New	1	Line	17.40	19.07
Sameakki	Rural Transport	2005	Laterite road	Repair	0.869	Km	10.45	22.59
Sameakki	Rural Transport	2005	Wood bridge, 5 tonne standard, concrete abutments	New	1	Place	12.13	22.59
Sameakki	Rural Transport	2006	Single pipe culvert	New	1	Place	3.01	7.40
Sameakki	Rural Transport	2006	Double pipe culvert	New	1	Place	5.02	7.40
Sameakki	Rural Domestic Water Supplies	2006	Ring well	New	13	Place	18.00	18.20
Sameakki	Irrigation	2007	Double pipe culvert with gate	New	1	Place	12.50	19.00
Sameakki	Rural Transport	2007	Laterite road	Repair	1.1164	Km	15.09	24.34
Sameakki	Irrigation	2007	Single pipe culvert	New	1	Place	6.50	19.00
Sameakki	Rural Transport	2007	Single pipe culvert	New	6	Place	9.25	24.34
Sameakki	Rural Transport	2008	Laterite road	Upgrade	1	Km	30.59	33.12
Sameakki	Rural Transport	2008	Single pipe culvert	New	3	Place	2.53	33.12
Sameakki	Community Water Resource management	2008	Natural lake rehabilitation	Upgrade	1	Place	16.68	14.00
Samrong	Rural Transport	2005		Repair	0		0	26.37064
Samrong	Rural Transport	2006	Single pipe culvert	New	3	Place	2.86	29.48
Samrong	Rural Transport	2006	Laterite road	Repair	1.0499	Km	18.99	29.48
Samrong	Rural Transport	2006	Single cell box culvert	New	1	Place	7.23	29.48

Commune	Project Type	Budget Year	Output		Quantity	Unit	Unit Cost MR	
			Description	Type			Estimate	Actual
Samrong	Rural Transport	2007	Laterite road	Repair	1.14	Km	21.02	23.81
Samrong	Rural Domestic Water Supplies	2007	Ring well	New	4	Place	4.59	5.60
Samrong	Rural Transport	2007	Single pipe culvert	New	2	Place	3.25	23.81
Samrong	Rural Transport	2008	Laterite road	Repair	0.73	Km	19.53	29.00
Samrong	Rural Transport	2008	Single pipe culvert	New	1	Place	13.77	29.00
Tuek L'ak	Rural Transport	2005		Repair	0		0	22.6894
Tuek L'ak	Rural Transport	2006	Laterite road	Repair	0.65	Km	12.67	25.70
Tuek L'ak	Rural Transport	2006	Single pipe culvert	New	6	Place	6.51	25.70
Tuek L'ak	Rural Domestic Water Supplies	2007	Ring well	New	10	Place	12.24	16.80
Tuek L'ak	Rural Transport	2007	Laterite road	Repair	0.75	Km	14.32	13.40
Tuek L'ak	Rural Transport	2008	Single pipe culvert	New	1	Place	2.53	28.66
Tuek L'ak	Rural Transport	2008	Laterite road	Upgrade	0.5	Km	14.53	28.66
Tuek L'ak	Rural Transport	2008	Double pipe culvert	New	1	Place	11.60	28.66
Tuek Thla	Rural Domestic Water Supplies	2005	Ring well	New	7	Place	5.68	10.03
Tuek Thla	Rural Transport	2005	Laterite road	Repair	1.169	Km	19.24	14.89
Tuek Thla	Rural Transport	2006	Double cell box culvert	New	1	Place	14.01	27.69
Tuek Thla	Rural Transport	2006	Laterite road	Repair	0.9523	Km	13.24	27.69
Tuek Thla	Rural Transport	2007	Laterite road	Repair	1.458	Km	22.71	30.45
Tuek Thla	Rural Transport	2007	Single pipe culvert	New	4	Place	7.73	30.45
Tuek Thla	Rural Transport	2008	Laterite road	Upgrade	0.813	Km	22.53	37.70
Tuek Thla	Rural Transport	2008	Single pipe culvert	New	5	Place	14.60	37.70
Tuol Totueng	Rural Transport	2005	Laterite road	Repair	0.959	Km	18.23	23.56
Tuol Totueng	Rural Transport	2005	Single pipe culvert	New	3	Place	5.33	23.56
Tuol Totueng	Rural Transport	2006	Laterite road	Repair	0.968	Km	21.64	27.44
Tuol Totueng	Rural Transport	2006	Double pipe culvert	New	1	Place	5.30	27.44
Tuol Totueng	Rural Transport	2007	Laterite road	Repair	0.46	Km	19.52	26.45
Tuol Totueng	Rural Transport	2007	Single pipe culvert	New	4	Place	7.05	26.45
Tuol Totueng	Rural Transport	2008	Laterite road	Repair	0.615	Km	36.79	32.52
Tuol Totueng	Rural Transport	2008	Single pipe culvert	New	1	Place	2.53	32.52
Veal Renh	Rural Transport	2005	Double cell box culvert	New	1	Place	13.20	28.63
Veal Renh	Rural Transport	2005	Laterite road	Repair	1.331	Km	15.43	28.63
Veal Renh	Rural Transport	2006	Single cell box culvert	New	1	Place	6.93	35.00
Veal Renh	Rural Transport	2006	Single pipe culvert	New	2	Place	2.48	35.00
Veal Renh	Rural Transport	2006	Double cell box culvert	New	2	Place	25.87	35.00

Commune	Project Type	Budget Year	Output		Quantity	Unit	Unit Cost MR	
			Description	Type			Estimate	Actual
Veal Renh	Rural Transport	2007	Laterite road	Repair	1.42	Km	27.34	34.82
Veal Renh	Rural Transport	2007	Single pipe culvert	New	5	Place	7.48	34.82
Veal Renh	Rural Drainage and Flood Protection	2008	Canal	Repair	1.293	Km	17.24	17.24
Veal Renh	Rural Transport	2008	Single cell box culvert	New	2	Place	23.14	45.27
Veal Renh	Rural Transport	2008	Laterite road	Upgrade	1.32	Km	22.13	45.27

Source: PID

8.4 Total Expenditure on C/S Fund Projects by sector and commune between 2005 and 2008

Sector	Total Cost in Million Riels						
	Andoung Thma	Boeng Ta Prum	Bet Trang	Cheung Kou	Ou Chrov	Ou Oknha Heng	Prey Nob
Community Water Resource management							
Irrigation			45.91	28.00		64.39	
Rural Domestic Water Supplies		21.50	22.55		44.14		
Rural Drainage and Flood Protection							
Rural Transport	115.77	131.40	88.52	144.78	126.30	134.17	127.12
Urban Drainage and Flood Protection							

Continue....

Sector	Total Cost in Million Riels						
	Ream	Sameakki	Samrong	Tuek L'ak	Tuek Thla	Tuol Totueng	Veal Renh
Community Water Resource management		14.00					
Irrigation	34.00	19.00					
Rural Domestic Water Supplies		18.20	5.60	16.80	10.03		
Rural Drainage and Flood Protection							17.24
Rural Transport	145.55	87.45	108.65	90.44	110.73	109.97	143.72
Urban Drainage and Flood Protection	19.07						

Source: PID

8.5 Actual 2009 C/S Fund projects by Commune

Commune	Project Type	Project Output		Quantity	Unit	Fund Source (Riels)		
		Description	Type			Total	C/S	Local Contribution
Andoung Thma	Rural Transport	Laterite road	New	0.3	km	80,300,000	80,000,000	300,000
Andoung Thma	Rural Transport	Laterite road	New	0.2	km	80,300,000	80,000,000	300,000
Andoung Thma	Rural Transport	Laterite road	New	0.2	km	80,300,000	80,000,000	300,000
Andoung Thma	Rural Transport	Single pipe culvert 0.6m diameter	New	1	Place	80,300,000	80,000,000	300,000
Boeng Ta Prum	Rural Transport	Laterite road	New	0.43	km	48,900,000	48,400,000	500,000
Boeng Ta Prum	Rural Transport	Single pipe culvert 0.8m diameter	New	1	Place	48,900,000	48,400,000	500,000
Boeng Ta Prum	Rural Transport	Laterite road	New	0.3	km	48,900,000	48,400,000	500,000
Bet Trang	Rural Transport	Laterite road	New	0.48	km	50,375,000	49,875,000	500,000
Bet Trang	Rural Transport	Laterite road	New	0.35	km	50,375,000	49,875,000	500,000
Bet Trang	Rural Transport	Single pipe culvert 0.6m diameter	New	3	Place	50,375,000	49,875,000	500,000
Cheung Kou	Rural Transport	Laterite road	Repair	1.8	km	144,300,000	144,000,000	300,000
Ou Chrov	Rural Transport	Laterite road	New	0.32	km	39,100,000	38,600,000	500,000
Ou Oknha Heng	Rural Transport	Laterite road	New	0.4	km	43,830,000	43,330,000	500,000
Ou Oknha Heng	Rural Transport	Laterite road	Repair	0.2	km	43,830,000	43,330,000	500,000
Ou Oknha Heng	Rural Transport	Laterite road	Repair	0.25	km	43,830,000	43,330,000	500,000
Ou Oknha Heng	Rural Transport	Laterite road	New	0.17	km	43,830,000	43,330,000	500,000
Prey Nob	Rural Transport	Laterite road	New	0.295	km	57,100,000	56,800,000	300,000
Prey Nob	Rural Transport	Laterite road	New	0.23	km	57,100,000	56,800,000	300,000
Prey Nob	Rural Transport	Laterite road	New	0.2	km	57,100,000	56,800,000	300,000
Prey Nob	Rural Transport	Single pipe culvert 0.6m diameter	New	1	Place	57,100,000	56,800,000	300,000
Prey Nob	Rural Transport	Single pipe culvert 0.8m diameter	New	1	Place	57,100,000	56,800,000	300,000
Ream	Rural Transport	Laterite road	New	0.2	km	46,160,000	45,660,000	500,000
Ream	Rural Transport	Laterite road	New	0.596	km	46,160,000	45,660,000	500,000
Ream	Rural Transport	Laterite road	New	0.16	km	46,160,000	45,660,000	500,000
Ream	Rural Transport	Double pipe culvert 0.6m diameter	New	1	Place	46,160,000	45,660,000	500,000
Sameakki	Rural Transport	Laterite road	Upgrade	1	km	30,300,000	30,000,000	300,000
Sameakki	Rural Transport	Single pipe culvert 0.6m diameter	New	2	Place	30,300,000	30,000,000	300,000
Samrong	Rural Transport	Laterite road	Repair	1.355	km	81,614,000	81,314,000	300,000
Tuek L'ak	Rural Transport	Laterite road	Upgrade	0.3	km	60,300,000	60,000,000	300,000
Tuek L'ak	Rural Transport	Single pipe culvert 0.8m diameter	New	1	Place	60,300,000	60,000,000	300,000
Tuek L'ak	Rural Transport	Laterite road	Upgrade	0.31	km	60,300,000	60,000,000	300,000
Tuek Thla	Rural Transport	Laterite road	Repair	0.821	km	30,400,000	30,000,000	400,000

District Data Book 2009: Development Plans and Projects

Commune	Project Type	Project Output		Quantity	Unit	Fund Source (Riels)		
		Description	Type			Total	C/S	Local Contribution
Tuek Thla	Rural Transport	Laterite road	Repair	0.078	km	30,400,000	30,000,000	400,000
Tuek Thla	Rural Transport	Single pipe culvert 0.6m diameter	New	1	Place	30,400,000	30,000,000	400,000
Tuol Totueng	Rural Transport	Laterite road	New	0.8	km	40,300,000	40,000,000	300,000
Veal Renh	Rural Transport	Laterite road	Repair	0.43	km	37,800,000	37,500,000	300,000
Veal Renh	Rural Transport	Laterite road	Repair	0.486	km	37,800,000	37,500,000	300,000
Veal Renh	Rural Transport	Single cell box culvert 2.0m x 1.5m	New	1	Place	37,800,000	37,500,000	300,000
Veal Renh	Rural Transport	Single pipe culvert 0.6m diameter	New	1	Place	37,800,000	37,500,000	300,000
Veal Renh	Rural Transport	Laterite road	Repair	0.17	km	37,800,000	37,500,000	300,000
Veal Renh	Rural Transport	Single cell box culvert 2.0m x 1.5m	New	1	Place	37,800,000	37,500,000	300,000
Veal Renh	Rural Transport	Laterite road	Upgrade	0.1	km	37,800,000	37,500,000	300,000

Source: PID

9 District level Projects from 2006 to 2009

District Initiative Projects (DIPs) are funded by Danida, DFID and PSDD (UNDP, DFID and SIDA).

Funding for 2006-2008

Between 2006 and 2008 there were 14 provinces funded by PSDD and 10 by Danida and DFID. The list of provinces and who funded these is below

Danida and DFID funded DIPs:

Kampong Cham	Kampong Speu	Koh Kong	Kratie	Monduliri
Pursat	Ratanakiri	Siem Reap	Sihanoukville	Kep

PSDD funded DIPs:

Banteay Meanchey	Battambang	Kampong Chhnang	Kandal	Phnom Penh
Prey Veng	Svay Rieng	Takeo	Kampong Thom	Preah Vihear
Stung Treng	Kampot	Oddar Meanchey	Pailin	

Funding for 2009

In 2009 there was a change to the number of provinces funded by the two streams. Danida and DFID were still funding the same 10 provinces they had been funding the previous three years, but two more provinces were added *Kampong Thom and Kampot*. Now PSDD funds 12 provinces and Danida and DFID fund 12.

9.1 District Initiative Infrastructure Projects from 2006 to 2009

9.1.1 District Initiative Infrastructure Projects for 2006 to 2008

Date	Project Name	Implementing Agencies	Budget (US\$)	Project Output & Capacity	Number of Beneficiaries
2006	Repair of water gate and dam 500m	Water resource department	11,264.00		
2007	Build laterite road with culverts	Inter-commune	20,250.00		
2008	Water gate construction	Inter-Commune	15,238.79	6 X 4 X 10	2 sangkats
2008	Canal rehabilitation	Inter-Commune	5,011.85	500m	2 sangkats

9.1.2 District Initiative Infrastructure Projects in 2009

No District Initiative Infrastructure Projects have been implemented in this district for 2009

9.2 District Initiative Service Projects from 2006 to 2009

9.2.1 District Initiative Service Projects for 2006 to 2008

Date	Project Names	Implementing agencies	Budget (US\$)	Project Output & Capacity	Number of Beneficiaries
2007	Vegetable plantation awareness and crop providing	District Agri	1,811.00		
2007	Pig raising awareness and provide piglets	District Agri	4,571.00		
2007	Experience sharing of farmers	District Agri	217.00		
2006	Identification of boundary for forest protection	forest administration	4,500.00		
2008	Agriculture technical training and support	AGR office	7,350.00	2 courses/17cows	14 Sangkats

9.2.2 District Initiative Service Projects in 2009

Project Name	Sector	Implementing Agency	Budget	Project outputs/ capacities	No. of Beneficiaries		Progress	Remarks on Issues of Progress
					Total	Female		
Form integrated agriculture development farmer groups	AGR	Agriculture Office	\$2,700.00	1 time, 6 groups	32,540	16,270	0%	
Fish raising training	AGR	Fisheries Admin	\$1,450.00	2 courses/2,000 fish	80	40	0%	
Fish demonstration (fish-pond)	AGR	Fisheries Admin	\$2,000.00	one place	13,500	6,750	0%	
Vegetable growing training	AGR	Agriculture Office	\$600.00	2 courses	40	20	0%	

9.3 Inter Commune Council Projects in 2008 and 2009

9.3.1 ICC Projects in 2008

Districts	Project Location	Beneficiary Commune/ Sangkat	Outputs	Project Size	Unit	Contract Cost	Fund Sources	
							ICC Fund	Community
Mitapheap	1 & 3	1 & 3	Concrete road	161	meter	\$21,500.00	\$20,500.00	\$1,000.00
	3&4	3&4	Concrete Culvert	1	place	\$12,500.00	\$11,780.77	\$719.00
Total for Mitapheap						\$34,000.00	\$32,280.77	\$1,719.00
Prey Nup	Sam Rong	SamRong & AndoungThma	Laterite road upgrade	700	meter	\$10,037.00	\$10,037.00	\$0.00
			Single pipe	2	place			
	SamRong & AndoungThma	SamRong & AndoungThma	Triple Culvert with gate	1	place	\$19,500.00	\$18,550.00	\$950.00
	Andong Thma, O' Oknha Heng	Andong Thma, O' Oknha Heng, Boeng Taprom, Bit trang, Cheong Ko, O' Chriv	Environment and sanitation education	2	Session	\$1,400.00	\$1,400.00	\$0.00
	Choeng Ko, Samaki, Tuk La Ak	Choeng Ko, Samaki, Tuk La Ak	Bill-board on wildlife preservation	2	Unit	\$600.00	\$600.00	\$0.00
			Anti-wildlife hunting campaign	1	Session			
Total for Prey Nup						\$31,537.00	\$30,587.00	\$950.00
Stueng Hav	Kampenh & Otres	Kampenh , Otres ,Tomnoporlorc	Gravel road	278	meter	\$30,000.00	\$30,000.00	\$0.00
Total for Stoeng Hav						\$30,000.00	\$30,000.00	\$0.00
Kampong Seila	O' Baroteh	Kampong Sela, O' Bakroteh	Laterite road and culvert construction	400	Metre	\$11,700.00	\$11,640.00	\$60.00
	O' Baroteh	Kampong Sela, O' Bakroteh	Office construction for tourism community	1	Unit	\$10,780.00	\$10,740.00	\$40.00
Total for Kampong Seila						\$22,480.00	\$22,380.00	\$100.00
Total for Prah Sihanouk						\$118,017.00	\$115,247.77	\$2,769.00

9.3.2 ICC Projects in 2009

Districts	Project Location	Beneficiary Commune/ Sangkat	Outputs	Project Size	Unit	Contract Cost	Fund Sources	
							ICC Fund	Community
Krong Phreah Sihanouk	Sangkat 3	Sangkat 1 and Sangkat 3	Concrete Road Construction	180	Meter		\$20,000.00	\$251.00
	Sangkat 1, 2, 3 & Koh Rong	Sangkat 1, 2, 3 & Koh Rong	Training on Animal Raising	1	Course		\$2,228.44	
			Female Cow	5	Cow			
Total for Mitapheap						\$0.00	\$22,228.44	\$251.00
Prey Nup	Andoung Thmar	Angdoung Thmar, Samrong, Tual Tortueng	Laterite Road Construction	950	Meter		\$20,000.00	
			Culvert	3	Places			
	Chueng Kor	Chueng Kor, Sammaki, Veal Rinh	Laterite Road Construction	1,050	Meter		\$15,000.00	
Total for Prey Nup						\$0.00	\$35,000.00	\$0.00
Stoeng Hav	Tumnub Rolork	Kam Penh, Ou Thres, Tumnub Rolork	Gravel Road Construction	385	Meter		\$33,600.00	\$125.00
Total for Stoeng Hav						\$0.00	\$33,600.00	\$125.00
Total for Sihanoukville						\$0.00	\$90,828.44	\$376.00

Source: ICC project, Ministry of Interior (DoLA), -UNDP project for Local Governance – DDLG

9.4 Other Projects in 2008 and 2009

9.4.1 RPRP

There are no RPRP projects being implemented in this district or province at this time. The RPRP is only being implemented in Svay Rieng and Prey Veng

9.4.1.1 RPRP Projects from 2006 to 2008

No RPRP projects in this district at this time

9.4.1.2 RPRP Projects in 2009

No RPRP projects in this district at this time

9.4.2 Seth Korma

9.4.2.1 Seth Korma 2007

There are no Seth Korma projects being implemented in this district or province at this time.

Source: UNICEF

9.4.2.2 Seth Korma 2008

There are no Seth Korma projects being implemented in this district or province at this time.

Source: UNICEF

9.4.2.3 Seth Korma 2009

There are no Seth Korma projects being implemented in this district or province at this time.

Source: UNICEF

SECTION D: SERVICES AND ORGANIZATIONS

10 Infrastructure

10.1 Length of and Expenditure on Roads in 2008, by District

Roads	SHV	Preah Sihanouk	Prey Nub	Stoeung Hao	Kampong Seila
Length of paved road in the district in Km	30	28	0	2	0
Length of unpaved roads in the district in Km	28	9	17	2	0
Amount spent on construction of roads in 2008 (\$)	203,308	37,245	141,241	24,822	0
Amount spent on repair and rehabilitation of roads in 2008 (\$)	5,000	5,000	0	0	0

Note 1: Please note that these data are not necessarily complete or correct. The data are derived from government agencies at provincial and district level which used different recording systems, did not always have complete data or were, sometimes, less than willing to share their data.

Note 2: Please be aware that these data are incomplete due to the fact that the amounts for the construction, repair and rehabilitation recorded reflect only funds provided by the government, not the contributions by any other parties.

10.2 Scale of and Expenditure on Irrigation in 2008, by District

Irrigation	SHV	Preah Sihanouk	Prey Nub	Stoeung Hao	Kampong Seila
Number of irrigation schemes operating in 2008	50	3	47	n/a	n/a
Total nr of hectares under irrigation in dry season 2008	-	n/a	n/a	n/a	n/a
Total funds spent in 2008 on construction of irrigation systems (\$)	-	n/a	n/a	n/a	n/a
Total funds spent in 2008 on rehabilitation/repair of irrigation systems (\$)	19,867	n/a	19,867	n/a	n/a
Total funds spent in 2008 on operation and mainten/ance (\$)	33,261	n/a	33,261	n/a	n/a

Note 1: Please note that these data are not necessarily complete or correct. The data are derived from government agencies at provincial and district level which used different recording systems, did not always have complete data or were, sometimes, less than willing to share their data.

Note 2: Please be aware that the data above are incomplete as these only reflect funds provided by the government, not the contributions by farmers or other parties.

10.3 Power Supply in 2008, by District

Electricity	SHV	Preah Sihanouk	Prey Nub	Stoeung Hao	Kampong Seila
Total number of electricity connections to households	13,345	7,598	3,500	2,247	n/a
Total number of electricity connections to agencies, companies, organizations	1,022	1,014	7	1	n/a
Total volume in KWh of electricity consumed last in 2008	1,950,216	n/a	87,500	75,018	n/a
Total amount collected from users for consumed electricity (\$)	1,655,170	1,537,920	43,750	73,500	n/a
Per capita electricity consumption in 2008 in Kwh	221	178	25	18	n/a

Note 1: Please note that these data are not necessarily complete or correct. The data are derived from government agencies at provincial and district level which used different recording systems, did not always have complete data or were, sometimes, less than willing to share their data.

Note 2: These data only record electricity provided by electricity companies and does not include homes powered by generators or batteries (for this information see Section B: General Profile, Part 1: General Information; table 1.3.1 and chart 1.3.4).

Note 3: In most provinces electricity is only provided through town-based networks

Note 4: Per capita consumption is calculated by dividing the total volume of electricity produced in 2008 by the number of people living in each district as per the 2008 census (for the provincial data it is calculated against the number of people living in the province)

11 Health Facilities

Please note that the Operational District (health) boundaries are different to the administrative district boundaries. Therefore the data provided here shows the facilities, staff, NGOs etc in each Operational District within the province NOT the administrative district.

Acronyms

Com Cov	Commune Covered	MW2	Secondary Midwives
CPA	Complementary Package of Activities	NU1	Primary Nurse
Dr	Doctor	NU2	Secondary Nurse
FDH	Former District Hospital	OD	Operational District
HC	Health Center	Others	Other Staff
HC (NB)	Health Center no building	PHD	Provincial Health Department
HP	Health Post	Pop 04-05	Population Covered 2004 or 2005
MA	Medical Assistant	RH	Referral Hospital
MPA	Minimum Package of Activities	Vil Cov	Village Covered
MW1	Primary Midwives	VIL-HC	Distance from Village to Health Center

11.1 Health Facilities in the Province, by Operational District

Sihanouk Ville	OD	RH	HC	HP
Sihanouk Ville	1		10	2
Total	1	0	10	2

11.2 Health Facilities and Staff in the province, by Operational District

This table shows health facilities, staff and coverage of health facilities in each operational district.

No	Facility Name	Type	Class	Dr	Ma	Nu2	Nu1	Mw2	Mw1	Others	Com Cov	Vil Cov	Pop. 04-05
Sihanouk Ville													
1	Andaung Thma	HC	MPA	1	0	1	3	0	2	1	3	14	14,441
2	Cheung Kou	HC	None MPA	0	0	0	0	0	0	0	1	9	9,828
3	Kaoh Rung	HP	Nil	0	0	0	0	0	0	0	1	4	2,178
4	O Chrov	HC	MPA	0	0	3	2	2	0	0	2	11	16,251
5	O Oknha Heng	HC	MPA	0	1	2	5	0	1	1	2	10	13,078
6	Preak Kranh	HP	Nil	0	0	0	2	0	0	0	1	1	1,047
7	Ream	HC	MPA	0	0	7	2	0	1	0	2	7	12,022
8	Sangkat Muoy	HC	MPA	0	2	2	2	4	0	0	2	6	32,439
9	Sihanoukville	HC	MPA	2	1	4	3	3	2	1	2	9	35,336
10	Steung Hav	HC	MPA	1	2	8	1	1	1	0	3	10	12,861
11	Tuek L'ak	HC	MPA	0	0	2	3	1	1	0	3	10	10,252
Total:				4	6	29	23	11	8	3	22	91	159,733

Source: MEDiCAM – Infrastructure - (http://www.medicam-cambodia.org/hsi/health_system/srch/index.asp?cboLcn=6&cmdSearch=Search&cboCHName=&cboType=)

11.3 Deliveries in 2007 in the Province, by Operational District

OD	Deliveries	Deliveries at home		Deliveries	Total deliveries	Total deliveries
	at HC	By Health Staff	ByTBAs	at RH	by Health Staff	by health staff and TBAs
Sihanouk	578	619	453	600	1797	2250
<i>Sub-total</i>	<i>578</i>	<i>619</i>	<i>453</i>	<i>600</i>	<i>1797</i>	<i>2250</i>

Source: MoH, Annual Statistics 2007

12 Education³

12.1 Schools, Classes, Students, Staff, for all levels, for 2007/2008 by District

District	Number of Schools	Disadv. Schools	Number of Classes	Classes in Pagoda	Enrollment		Repeaters		Teaching Staff		Non-Teaching Staff		Total Staff	
					Total	Girl	Total	Girl	Total	Female	Total	Female	Total	Female
Mittapheap	28	1	491	4	18,060	8,481	949	359	665	294	93	42	758	336
Prey Nup	59	0	506	0	22,133	10,224	2,096	855	505	164	106	15	611	179
Stung Hav	9	0	69	2	2,844	1,346	112	36	92	29	11	2	103	31
Whole Province	96	1	1,066	6	43,037	20,051	3,157	1,250	1,262	487	210	59	1,472	546
- Urban Area	96	1	1,066	6	43,037	20,051	3,157	1,250	1,262	487	210	59	1,472	546

12.2 Characteristics of Schools and School Principals for 2007/2008 by Commune

Commune	Number of Schools				2 - Shift	Floating	Schools	Attached	Schools Without		Characteristics of School Principals (Incharge)			
	Pre-Sch	Primary	College	Lycee	Schools	Schools	in Pagoda	Pre-Sch	Water Sup.	Latrine	Avg. Age	Avg. Service	U.Sec+ Ed.	Female
Andoung Thma	1	1	1	0	2	0	1	1	1	0	39.7	16.3	1	1
Boeng Ta Prum	1	1	1	0	2	0	0	1	1	1	41.1	16.3	1	1
Bet Trang	0	1	1	0	2	0	1	0	0	0	37.7	16.5	1	1
Cheung Kou	1	8	1	0	7	0	1	1	2	3	36.2	11.6	5	1
Ou Chrov	2	2	1	0	2	0	3	2	2	1	45.2	21.6	1	0
Ou Oknha Heng	1	2	1	0	3	0	0	1	1	1	44.1	23.3	1	0
Prey Nob	2	4	0	1	4	0	0	2	3	2	44.0	21.3	3	0
Ream	0	2	1	0	1	0	1	0	0	0	39.0	15.0	1	0
Sameakki	0	2	0	0	2	0	0	0	0	1	55.5	25.0	0	0
Samrong	1	3	1	0	4	0	0	1	2	1	32.8	12.2	1	0
Tuek L'ak	0	2	1	0	2	0	0	0	2	1	48.5	22.7	1	0
Tuek Thla	0	4	1	0	4	0	0	0	0	0	30.8	8.0	1	2
Tuol Totueng	1	2	1	0	2	0	0	1	2	1	45.2	22.8	1	0
Veal Renh	1	1	0	1	2	0	2	1	1	1	45.5	21.7	1	0

³ All the data for section 12 comes from the Ministry of Education, Youth and Sport (MoEYS)

12.3 Enrolment by Level of Education, 2006/2007 by Commune

Commune	School	Pre school		Primary School		Lower Secondary School		Upper Secondary School		Enrolment	
		Total	Female	Total	Female	Total	Female	Total	Female	Total	Female
Andoung Thma	3	70	31	929	441	166	86	0	0	1165	558
Boeng Ta Prum	2	0	0	1296	617	405	167	0	0	1701	784
Bet Trang	2	0	0	695	331	80	42	0	0	775	373
Cheung Kou	10	31	17	2341	1084	137	48	0	0	2509	1149
Ou Chrov	5	93	42	1194	554	63	33	0	0	1350	629
Ou Oknha Heng	4	51	23	1191	564	215	108	0	0	1457	695
Prey Nob	7	138	73	1757	855	711	301	144	50	2750	1279
Ream	3	0	0	1745	838	502	215	0	0	2247	1053
Sameakki	2	0	0	762	363	0	0	0	0	762	363
Samrong	5	38	23	1545	673	149	69	0	0	1732	765
Tuek L'ak	3	0	0	886	409	242	104	0	0	1128	513
Tuek Thla	4	0	0	947	465	0	0	0	0	947	465
Tuol Totueng	3	50	33	800	386	0	0	0	0	850	419
Veal Renh	3	40	18	1459	671	926	405	772	270	3197	1364

12.4 Enrolment by Level of Education, 2007/2008 by Commune

Commune	School	Pre school		Primary School		Lower Secondary School		Upper Secondary School		Enrolment	
		Total	Female	Total	Female	Total	Female	Total	Female	Total	Female
Andoung Thma	3	60	35	843	417	209	96	0	0	1112	548
Boeng Ta Prum	3	36	16	1232	630	304	140	0	0	1572	786
Bet Trang	2	0	0	716	350	148	61	0	0	864	411
Cheung Kou	10	14	8	2148	1001	114	43	0	0	2276	1052
Ou Chrov	5	56	27	1142	515	123	54	0	0	1321	596
Ou Oknha Heng	4	49	23	1109	523	270	124	0	0	1428	670
Prey Nob	7	124	74	1753	829	691	279	392	153	2960	1335
Ream	3	0	0	1539	732	565	265	0	0	2104	997
Sameakki	2	0	0	693	355	0	0	0	0	693	355
Samrong	5	36	15	1353	585	240	116	0	0	1629	716
Tuek L'ak	3	0	0	863	400	281	138	0	0	1144	538
Tuek Thla	5	0	0	871	408	30	20	0	0	901	428
Tuol Totueng	4	55	22	806	388	52	24	0	0	913	434
Veal Renh	3	35	13	1331	623	1056	447	794	275	3216	1358

12.5 Aspects of Enrolment for 2007/2008 by Commune

Commune	% Repeaters (Total)			% Over-age Enrollment (Total)			% Repeaters (Girl)			% Over-age Enrollment (Girl)		
	Primary	L.Sec.	U.Sec.	Primary	L.Sec.	U.Sec.	Primary	L.Sec.	U.Sec.	Primary	L.Sec.	U.Sec.
Andoung Thma	5.8	1.0	0.0	29.5	61.2	0.0	4.3	0.0	0.0	27.6	54.2	0.0
Boeng Ta Prum	12.6	1.6	0.0	40.8	66.8	0.0	10.5	2.1	0.0	39.0	58.6	0.0
Bet Trang	12.7	0.0	0.0	34.2	43.9	0.0	12.3	0.0	0.0	30.3	36.1	0.0
Cheung Kou	11.5	0.0	0.0	25.5	57.9	0.0	10.8	0.0	0.0	25.7	62.8	0.0
Ou Chrov	17.9	0.0	0.0	29.1	42.3	0.0	14.6	0.0	0.0	27.2	44.4	0.0
Ou Oknha Heng	6.9	0.0	0.0	13.3	63.3	0.0	6.1	0.0	0.0	11.9	58.9	0.0
Prey Nob	11.0	9.3	2.3	32.6	61.1	46.9	8.9	5.7	2.0	32.8	55.2	34.0
Ream	9.7	4.8	0.0	30.3	47.8	0.0	10.2	3.4	0.0	28.7	42.3	0.0
Sameakki	12.8	0.0	0.0	20.8	0.0	0.0	11.8	0.0	0.0	21.1	0.0	0.0
Samrong	16.3	5.8	0.0	36.8	44.2	0.0	13.5	6.0	0.0	36.9	39.7	0.0
Tuek L'ak	17.4	0.0	0.0	25.0	59.8	0.0	17.3	0.0	0.0	25.5	58.0	0.0
Tuek Thla	16.4	0.0	0.0	31.8	50.0	0.0	17.4	0.0	0.0	30.9	50.0	0.0
Tuol Totueng	7.7	0.0	0.0	30.3	28.8	0.0	5.7	0.0	0.0	27.1	20.8	0.0
Veal Renh	1.9	4.9	8.8	33.2	59.7	56.5	0.8	4.0	7.3	32.6	56.4	44.0

12.6 School Buildings for all schools in the District for 2007/2008, by Commune

Commune	Total Number of		Concrete/Brick Structure		Wooden Structure		Bamboo Structure		New Buildings		Buildings Without Good		
	Buildings	Rooms	Buildings	Rooms	Buildings	Rooms	Buildings	Rooms	Repaired	Constructed	Floor	Roof	Wall
Andoung Thma	5	24	5	24	0	0	0	0	0	1	1	0	1
Boeng Ta Prum	5	26	5	26	0	0	0	0	0	1	0	0	0
Bet Trang	3	14	3	14	0	0	0	0	0	2	1	0	1
Cheung Kou	15	62	13	58	2	4	0	0	0	0	1	0	1
Ou Chrov	5	23	5	23	0	0	0	0	0	0	1	1	1
Ou Oknha Heng	4	19	3	16	1	3	0	0	0	2	0	0	1
Prey Nob	11	52	10	51	1	1	0	0	0	0	0	1	0
Ream	10	43	10	43	0	0	0	0	0	1	5	1	0
Sameakki	2	8	2	8	0	0	0	0	0	0	1	1	1
Samrong	8	31	6	26	1	3	1	2	0	0	2	1	2
Tuek L'ak	5	20	5	20	0	0	0	0	0	0	0	0	0
Tuek Thla	9	30	8	28	1	2	0	0	0	1	1	2	1
Tuol Totueng	5	22	5	22	0	0	0	0	0	2	0	0	0
Veal Renh	13	59	13	59	0	0	0	0	0	2	6	1	5

12.7 Conditions of Classrooms and Existence of Separate School Office and Library, by Commune

Commune	Number of Class rooms	Number of Classrooms			Classrooms Without Good			Number of Furniture needed				Schools with Separate	
		in Pagoda	New Repaired	New Constr.	Floor	Roof	Wall	Desks	Chairs	Black-board	Teacher Table	Office	Library
Andoung Thma	21	0	0	5	0	0	0	0	0	0	0	2	1
Boeng Ta Prum	23	0	0	4	0	0	0	0	0	0	0	1	1
Bet Trang	11	0	0	9	5	0	4	0	0	0	0	1	0
Cheung Kou	42	0	0	0	5	0	2	23	10	3	0	6	5
Ou Chrov	19	0	0	0	3	3	3	0	1	0	0	2	1
Ou Oknha Heng	17	0	0	10	0	0	3	0	0	0	0	1	1
Prey Nob	41	0	0	0	0	5	0	100	100	5	5	4	2
Ream	30	0	0	3	25	4	0	93	93	0	15	3	2
Sameakki	6	0	0	0	5	5	5	0	0	0	0	1	0
Samrong	26	0	0	0	7	3	5	20	20	0	5	1	0
Tuek L'ak	14	0	0	0	0	0	0	20	20	0	0	2	1
Tuek Thla	19	0	0	5	2	4	2	0	0	0	0	4	2
Tuol Totueng	14	0	0	8	0	0	0	40	0	1	3	2	2
Veal Renh	48	0	0	9	24	3	21	110	119	0	15	2	2

12.8 Community Participation and Financing across all schools in the District for 2007/2008 by Commune

Commune	Parent Association				Comm. Teachers	Teaching Monks	PAP Fund (Riel)		Number of Schools Obtaining Funds from				
	Exists	Held Meet	Total	Female			per Student	per School	Sch. Income	Community	Gvt. For building	Abroad	IOs/NGOs
Andoung Thma	2	2	5	1	0	0	9,136	5,001,950	0	0	0	0	0
Boeng Ta Prum	2	2	9	2	0	0	7,891	10,227,000	0	0	1	0	0
Bet Trang	2	2	5	2	0	0	8,859	6,157,100	0	0	0	0	0
Cheung Kou	9	9	5	1	0	0	8,002	2,529,967	0	0	0	1	0
Ou Chrov	4	4	8	1	0	0	9,930	2,496,450	0	1	0	0	0
Ou Oknha Heng	4	4	5	1	0	0	10,877	3,823,325	0	0	0	0	0
Prey Nob	6	6	5	1	0	0	9,636	3,595,486	0	0	0	0	0
Ream	3	3	6	2	0	0	20,791	18,337,650	0	0	1	0	0
Sameakki	2	2	4	1	0	0	8,966	4,106,400	0	0	0	0	0
Samrong	3	3	5	1	0	0	7,829	3,023,850	0	0	0	0	0
Tuek L'ak	3	3	6	1	0	0	23,047	8,665,533	0	0	0	0	0

Commune	Parent Association				Commu. Teachers	Teaching Monks	PAP Fund (Riel)		Number of Schools Obtaining Funds from				
	Exists	Held Meet	Total	Female			per Student	per School	Sch. Income	Community	Gvt. For building	Abroad	IOs/NGOs
Tuek Thla	4	4	4	0	0	0	7,971	2,215,850	0	1	0	0	1
Tuol Totueng	4	3	7	1	0	0	8,509	3,403,600	0	0	0	0	0
Veal Renh	3	3	8	1	0	0	15,208	16,003,367	0	1	0	0	0

12.9 Percentage Student Flow Rates and Graduation by level 2006/2007, by Commune

Commune	Primary Level (Grades 1-6)			Lower Secondary Level (Grades 7-9)			Upper Secondary Level (Grades 10-12)			Successful Candidates		
	Promotion	Repetition	Dropout	Promotion	Repetition	Dropout	Promotion	Repetition	Dropout	Grade 6	Grade 9	Grade 12
Andoung Thma	80.6	5.3	14.1	74.7	1.2	24.1	0.0	0.0	0.0	89	0	0
Boeng Ta Prum	75.0	12.0	13.0	71.1	1.2	27.7	0.0	0.0	0.0	123	96	0
Bet Trang	81.0	13.1	5.9	90.0	0.0	10.0	0.0	0.0	0.0	77	0	0
Cheung Kou	71.0	10.5	18.5	55.5	0.0	44.5	0.0	0.0	0.0	207	14	0
Ou Chrov	68.7	17.1	14.2	90.5	0.0	9.5	0.0	0.0	0.0	66	0	0
Ou Oknha Heng	82.0	6.5	11.5	78.6	0.0	21.4	0.0	0.0	0.0	115	0	0
Prey Nob	82.7	10.9	6.4	81.9	9.0	9.1	88.9	6.3	4.9	202	161	0
Ream	79.7	8.6	11.7	74.1	5.4	20.5	0.0	0.0	0.0	263	78	0
Sameakki	64.7	11.7	23.6	0.0	0.0	0.0	0.0	0.0	0.0	55	0	0
Samrong	69.3	14.2	16.5	82.6	9.4	8.1	0.0	0.0	0.0	134	0	0
Tuek L'ak	72.5	16.9	10.6	79.3	0.0	20.7	0.0	0.0	0.0	68	45	0
Tuek Thla	77.4	15.1	7.5	0.0	0.0	0.0	0.0	0.0	0.0	85	0	0
Tuol Totueng	83.8	7.8	8.5	0.0	0.0	0.0	0.0	0.0	0.0	60	0	0
Veal Renh	88.4	1.7	9.9	90.0	5.6	4.4	82.6	9.1	8.3	202	194	191

13 Staff and Resources at the District

This chapter presents data from the District Information System, collected around the middle of 2009 unless otherwise specified.

13.1 District Councilors elected in 2009

Name	Sex	Year of Birth	Function	Phone
ហៀក ហ៊ុមធី	F	1964	Chairperson of The Council	012-838 772
ដេត ខែម	M	1950	Councillor	012-528 944
សួន សុផល	M	1945	Councillor	012-808 222
ហែម រុទ្ធី	M	1957	Councillor	016-992 877
កា វណ្ណារ៉ុ	M	1962	Councillor	016-329 664
មាយ សារឿន	F	1968	Councillor	015-720 377
ទេស ចិន្តា	M	1965	Councillor	016-524 419
ហ៊ី អាន	M	1966	Councillor	012-851 790
ពៅ ត្រេន	M	1951	Councillor	017-491 425
និន សារឿន	M	1954	Councillor	012-952 115
ស៊ី ហិន	M	1949	Councillor	016-359 091
ឈឹម ផាន់	M	1949	Councillor	017-454 561
ឡឹក ស៊ុពន	M	1980	Councillor	015-742 945
ហៀម សារុដ	M	1963	Councillor	012-484 227
ទី សុន	M	1941	Councillor	012-470 182
អ៊ុន ផេន	M	1981	Councillor	011-204 217
អ៊ុក និន	M	1940	Councillor	011-772 528

13.2 Committees of the Council

Please note at the time of producing the district data books the composition of the committees was not known for all district councils and therefore data were not available for 13.2.1, 13.2.2, 13.2.3.

13.2.1 Technical Facilitation Committee

13.2.2 Women's and Children's Affairs Committee

13.2.3 Procurement Committee

13.3 Board of Governors

Name	Sex	DoB	Function	Salary Level	Body	Phone
ទិត រុទ្ធី	M	1969	District Governor	ក.ព.៩	High Ranking Civil Servant	016-701 235
អក សុងហ៊ុន	M	1975	District Deputy Governor	ខ.ព.១០	Medium Civil Servant	012-455 600
សៅ បុរីវឌ្ឍនៈ	M	1974	District Deputy Governor		Other Function	016-468 246
យ៉ុង សុឃ្លីន	F	1960	District Deputy Governor		Ministry of Health	016-748 872
ណុប ភាន	M	1957	District Deputy Governor	ខ.១.៤	Medium Civil Servant	016-306 080

13.4 Offices under Sala Krong, Sala Srok and Sala Khan

Office Name	Chief		Deputy Chief		No. of Staff				Office Area (m2)	No of vehicle (public or program)	
					State		Contract				
	M	F	M	F	M	F	M	F		vehicle	moto
Adminnistration Office	0	1	1	0	4	1	0	0	Borrow	0	0
Economy Office	1	0	0	1	1	1	0	0	Borrow	0	0
Social Affair Office	1	0	1	0	2	0	0	0	Borrow	0	0

13.5 Municipality/District/Khan line offices

Office Name	Chief		Deputy Chief		No. of Staff				Office Area (m2)	No of vehicle (public or program)	
					State		Contract				
	M	F	M	F	M	F	M	F		vehicle	moto
District/ Khan Police Headquarter	1	0	1	0	149	2	0	0	145	2	18
District/ Khan Military Police Headquarter	1	0	4	0	19	0	0	0	1000	1	2
District/ Khan Military Subregion	1	0	6	0	7	0	0	0	650	0	0
Planning Office	1	0	1	0	2	0	0	0	Borrow	0	0
Women Affairs Office	0	1	0	0	0	1	0	0	Borrow	0	0
Education Office	1	0	3	0	457	193	0	0	476	0	1
Agriculture Office	1	0	1	0	4	0	0	0	60	0	1
Social Affairs Office	1	0	0	0	0	0	1	1	Borrow	0	0
Culture Office	1	0	0	0	0	0	0	0	Borrow	0	0
Cult and Religion Office	1	0	1	0	0	0	0	0	Borrow	0	1
Information Office	1	0	0	0	1	1	0	0	Borrow	0	1
Public Work Office	1	0	1	0	0	0	0	0	129	0	0
Lan Management Office	1	0	0	0	7	0	0	0	760	0	1
Tax Unit	1	0	0	0	1	0	0	0	300	0	0
Water Resources Office	0	1	5	0	0	0	0	0	Borrow	0	2
Forestry Administration Sangkat	1	0	1	0	8	0	0	0	65	0	0

13.6 Properties and Equipment of District Administration

13.6.1 Buildings

Description	Unit	Number	Remark
Office building type			
- Concrete	building	5	
- Wood	building	0	
- Mixed	building	0	
Total floor space	m2		
- Concrete	m2	919	
- Wood	m2	0	
- Mixed	m2	0	
Building condition			
- Concrete	%	83	
- Wood	%	0	
- Mixed	%	0	
Office reserved land area	m2	203,000	
Total office land area	m2	59,280	

13.6.2 Means of Transport available at the District Administration

Description	Unit	Number	Remark
Vehicle (type, size and condition)	Vehicle	0	
Motorcycle (type, size and condition)	Motor	0	

13.6.3 Equipment in District Offices

Description	Unit	Number	Remark
Generator	per set	0	
Photocopy machine at the office	per set	0	
Private photocopy machine at the district town	place	3	
Telephone network (mobile line service)	network	5	
Telephone network (land line service)	network	0	
Fax (include Fax number)	per set	0	
Computer	per set	3	
Printer	per set	0	
Scanner	Per set	0	
Number of computers those can access Internet and email services in the municipality/ district/khan office (including the technical line offices (please provide the email address)	set	0	
Typewriters (including the technical line offices)	per set	0	
Staff of Municipality/district/khan office can use computer	person	5	

13.6.4 Equipment and facilities at the District Town

Description	Unit	Number	Remark
Availability of electricity at noon	Nr Hours	12	
Private internet and email services in the municipality/ district/khan town.	place	0	

13.7 Registered Revenue of the District Administration in 2008⁴

Sources of Revenue	Revenue Collecting Agency	Estimated annual revenue (In Riels)
Taxes	Provincial Taxation Branch	250,000,000
Bus Station	District/ Khan Taxation Unit	1,000,000

13.8 Services in the District

13.8.1 Public Sector Services

Type of Infrastructure/services	Unit	Number	
		Public	Private
Schools			
Pre-school	room	12	2
Primary School	room	284	0
Secondary school	room	91	0
High School	room	26	0
University	room		
Health			
Health post	place		
Health center	place	7	0
Referral Hospital	bed		

13.9 Civil Society Organizations active in the District

13.9.1 NGOs, Associations, Programs and Projects

Name	Abbr.	Sector Activities	No. of Target Communes	No. of Target Villages	Office in District
NA	ALO	សេដ្ឋកិច្ច	1	4	Yes
NA	NA	សេដ្ឋកិច្ច	1	5	Yes
NA	NA	ធនធានធម្មជាតិ	1	5	Yes
NA	NA	ជលផល	7	24	Yes
NA	NA	ធារាសាស្ត្រ	11	43	Yes

13.9.2 Political Parties active in the Municipality, District and Khan

Name	Abbr.	Office in District
Cambodian People Party	CPP	Yes
FUNCINPEC Party	FUNCINPEC	Yes
SAM RAINSY Party	Sam Rainsy Party	Yes

⁴ Please note that the data in this table are at best estimates. If the table appears blank it does not mean there is no revenue, just that the data have not been recorded/entered.

13.10 Private Sector Organizations

13.10.1 Registered Companies in 2008, by District

On private sector at commune and/or district level	SHV	Preah Sihanouk	Prey Nub	Stoeung Hao	Kampong Seila
Businesses and Companies					
Number of registered agricultural enterprises (except family farms)					
Number of registered shops, restaurants, transporters and other services	324	321	0	2	1
Number of manufacturing companies	15	15	0	n/a	0
Number of registered forestry enterprises	-	0	0	0	0
Number of registered mining companies	-	0	0	0	1
Number of fin/ancial institutions	8	8	n/a	n/a	0
Number of other commercial institutions	3	3	n/a	n/a	0
Estimated number of informal enterprises (not registered)	n/a	n/a	n/a	n/a	n/a
Employment					
Number of people employed in 2008 by companies or any other enterprises	12,913	9,959	2,006	948	n/a
Investment					
Amount invested in 2008 by private sector (\$)	45,970	45,970	n/a	n/a	n/a
Markets					
Number of markets, operating at least weekly	19	8	9	n/a	n/a

Note: These data are not comprehensive as different companies and business are registered with different departments and not all departments were able or willing to provide detailed information. The number of informal enterprises reflects a rough estimate, made at provincial level and could not be verified.

Source: Unofficially collected at Provincial Level

13.10.2 Farmers in 2008, by District

Credit	SHV	Preah Sihanouk	Prey Nub	Stoeung Hao	Kampong Seila
Volume of credit provided to farmers in 2008 (\$)	84,375	84,375	n/a	n/a	n/a
Number of farmers receiving credit in 2008	45	45	n/a	n/a	n/a
Volume of credit provided to companies in 2008 (\$)	N/A	N/A	n/a	n/a	n/a

Note: Please note that these data are not necessarily complete or correct. The data are derived from government agencies at provincial and district level which used different recording systems, did not always have complete data or were, sometimes, less than willing to share their data.

Source: Unofficially collected at Provincial Level

SECTION E: POVERTY DATA

14 Data on Poverty

14.1 Predicted Poverty Rates for 2009, by commune

The **Predicted Family Poverty Rate** is based on a statistical model (robust multilevel mixed effect regression) at village level developed by the NCDD M&E Unit and uses CDB data for making an estimate of the predicted poverty rate (this is: *the portion of total families in the district or commune who are expected to be poor*) for the following year using current year data.

The basis for this predicted poverty rate also uses IDPoor (a project of the Ministry of Planning with technical assistance provided by GTZ) data

Commune	2004	2009
Andoung Thma	30.80%	21.60%
Boeng Ta Prum	36.50%	26.10%
Bet Trang	33.60%	25.70%
Cheung Kou	33.90%	24.90%
Ou Chrov	35.70%	27.20%
Ou Oknha Heng	34.20%	24.80%
Prey Nob	31.60%	24.20%
Ream	30.10%	17.30%
Sameakki	38.90%	30.70%
Samrong	35.50%	26.90%
Tuek L'ak	36.40%	29.30%
Tuek Thla	34.90%	28.10%
Tuol Totueng	35.20%	27.10%
Veal Renh	27.40%	14%

14.2 Poverty data from survey

14.2.1 Identification of Poor Households Program (IDPoor)

The Ministry of Planning IDPoor Program has developed standardized Procedures for Identification of Poor Households in rural areas. These Procedures are implemented using a participatory and consultative process by sub-national government structures and community representatives.

The IDPoor Program is managed by the Ministry of Planning (MOP), in cooperation with the Ministry of Interior's Department of Local Administration (DOLA). The program is supported by the Federal Republic of Germany, with technical assistance provided by German Technical Cooperation (GTZ). In 2009, AusAID also provided funding support to the Program.

Objective

The IDPoor Program aims to implement the Procedures for Identification of Poor Households in rural areas as widely as possible, in order to provide data on the level of poverty of areas and households that can be used by a large range of institutions and organizations for targeting services and development assistance to poor areas and poor households.

Coverage: During 2007, 2008 and 2009 the IDPoor Procedures have been implemented in 18 provinces (with partial or complete coverage), covering a total of around 7000 rural villages. The MOP and a number of NGO partners who are Health Equity Fund Operators have collaborated in collecting this data from different areas.

Categorization: Identified poor households are classified under two poverty categories: Poor Level 1 (very poor), and Poor Level 2 (poor). Households are classified based on data collected using a standard questionnaire, together with consideration by villagers of these households' special circumstances.

Further information: Please go to the IDPoor Program webpage at www.mop.gov.kh/Projects/IDPoor/tabid/154/Default.aspx

This District has not yet been covered by IDPoor